FIRST ANGLE PROJECTION

(ALL DIMENSIONS ARE IN mm)

DRG. NO 0-60-100-00705

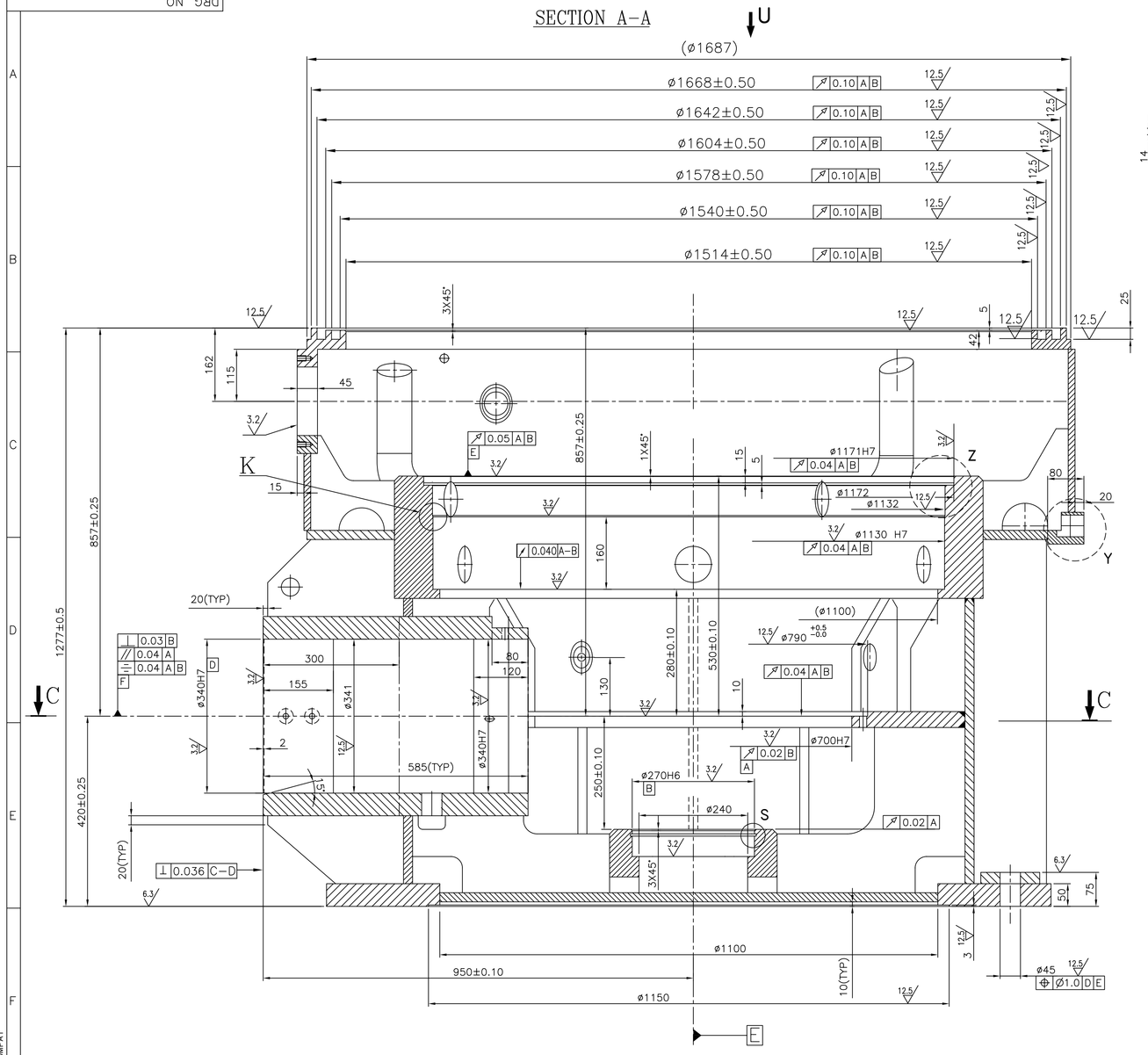

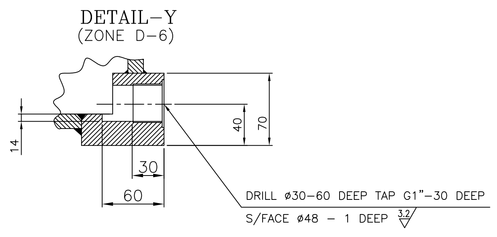

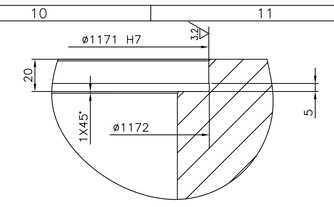

VIEW-Z
(ZONE C-5)

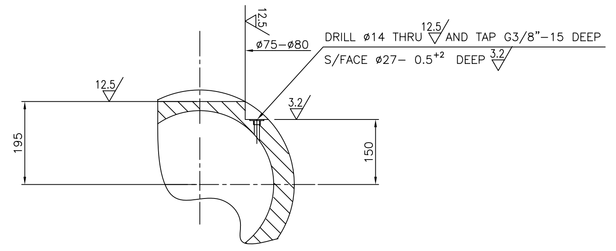

SECTION P-P
(ZONE H-9)

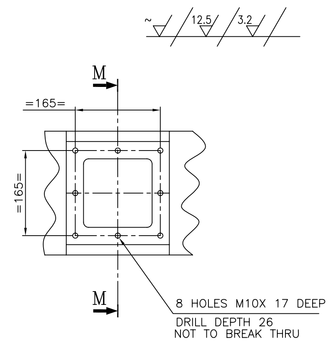

VIEW-V
(ZONE D-12)

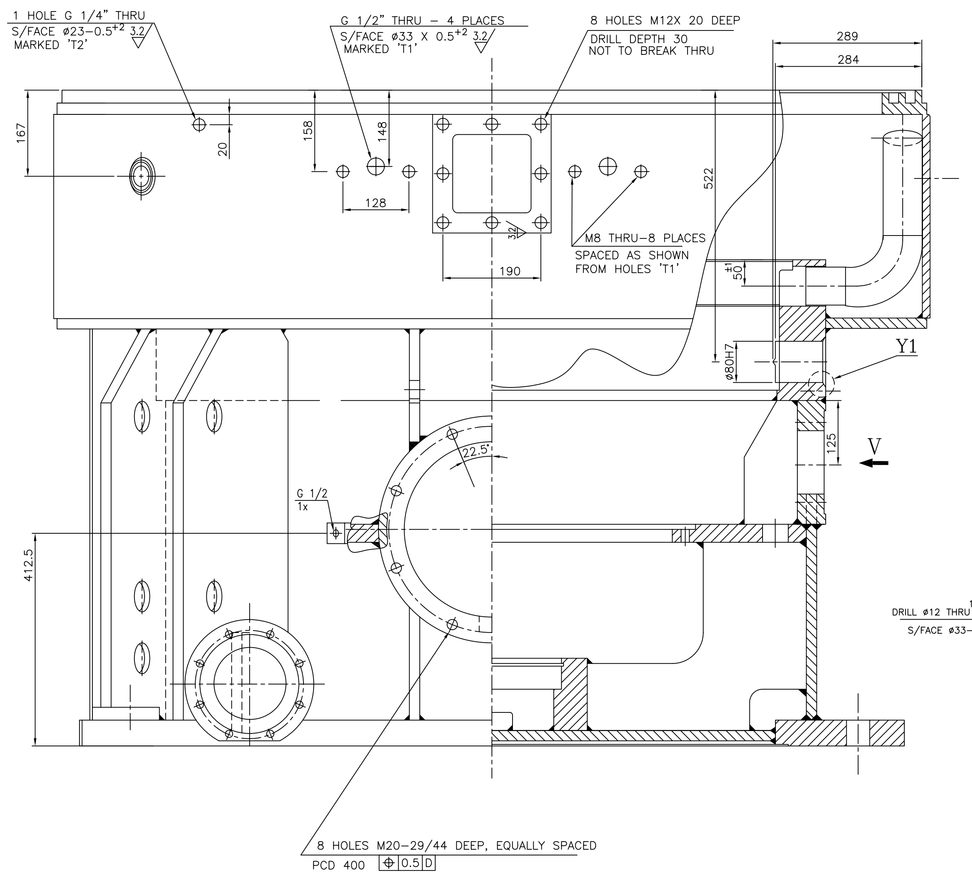

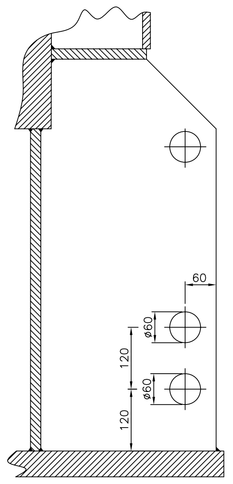

VIEW-J
(TYP 8 RIBS-4 CORNERS)
(ZONE-K5)

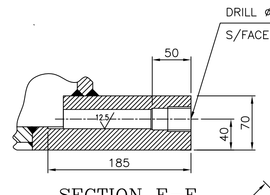

SECTION E-F
(ZONE K-6)

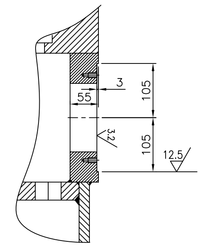

SECTION M-M
(ZONE D-13)

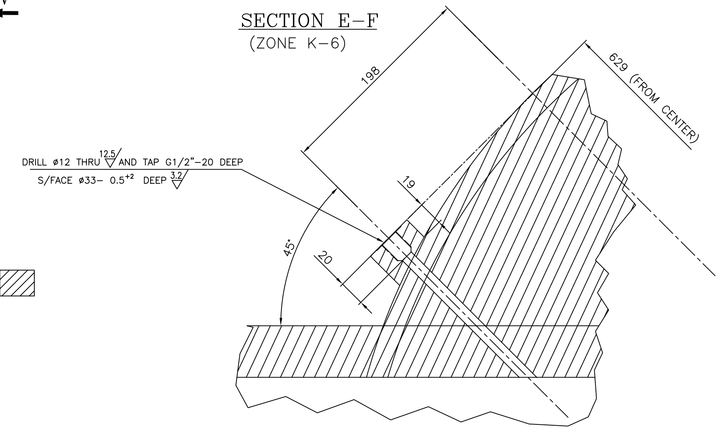

SECTION-R
(ZONE H-3)

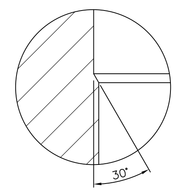

DETAIL K
(ZONE C-3)

SECTION C-C

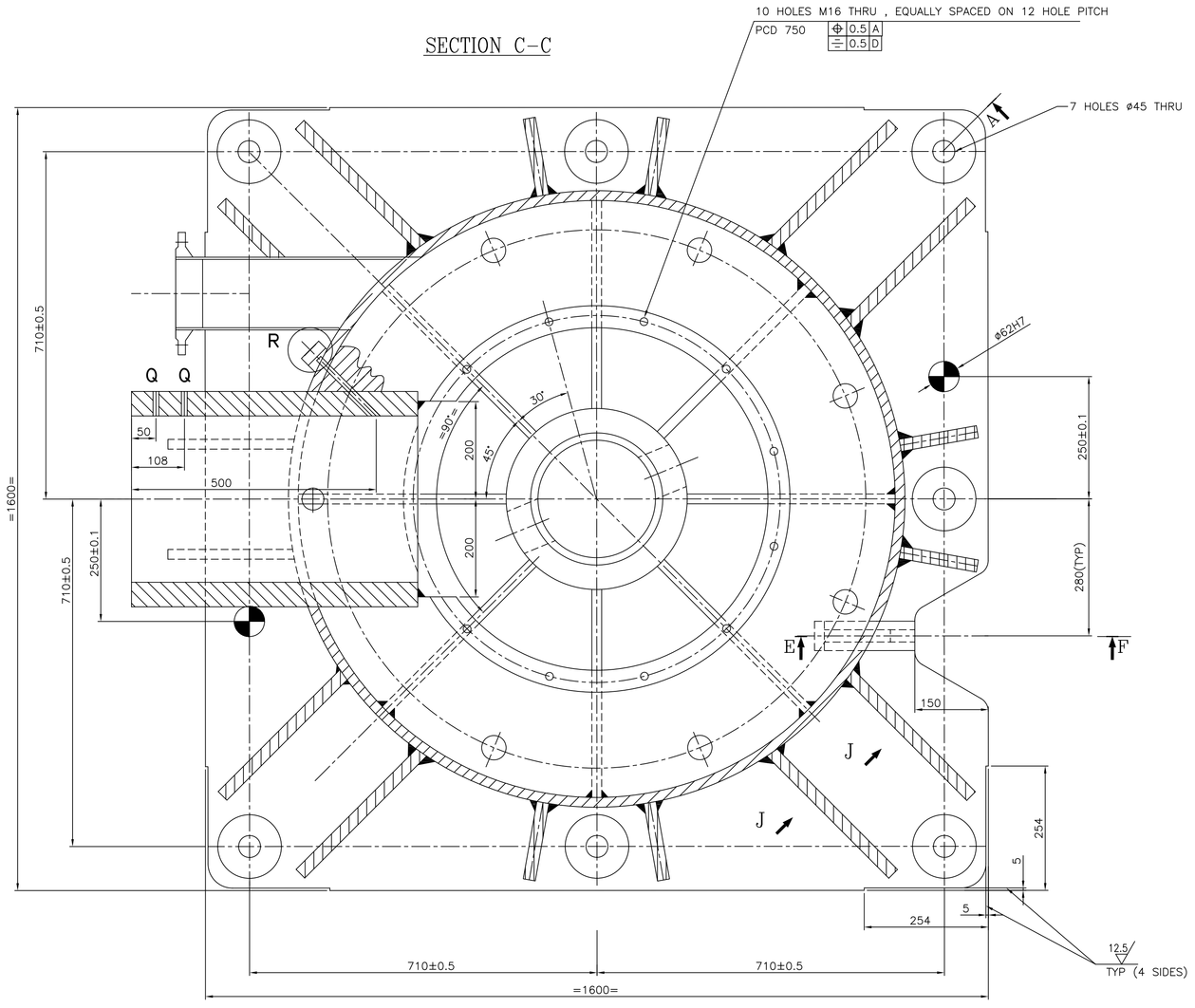

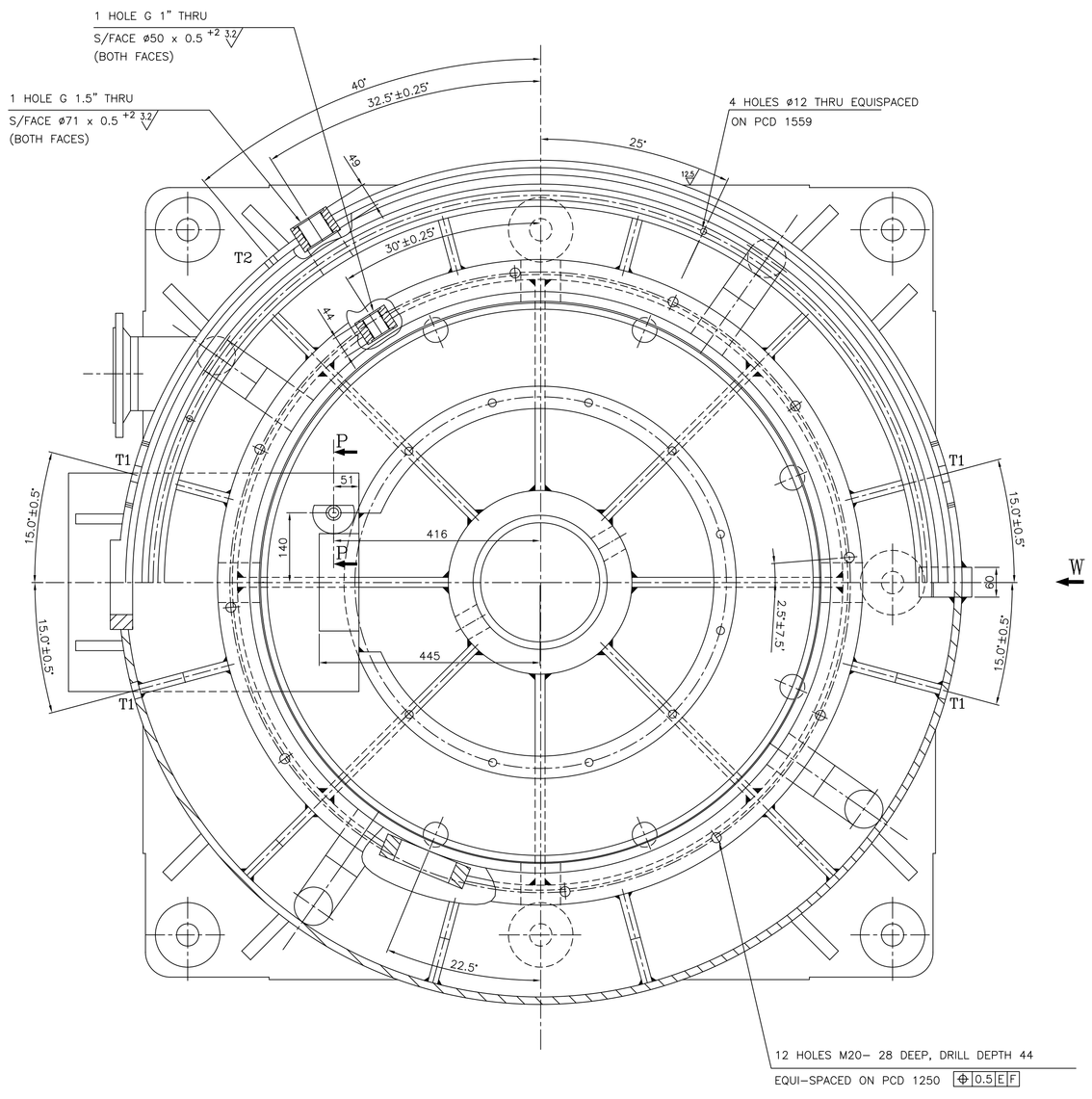

VIEW -U

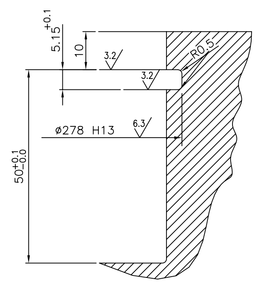

DETAIL - S
(ZONE E-4)

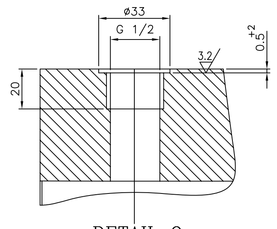

DETAIL Q
(ZONE H-2)

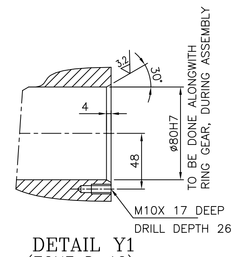

DETAIL Y1
(ZONE D-12)
4 PLACES

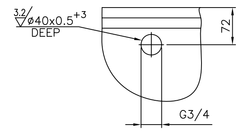

VIEW-W
(ZONE J-13)

NOTE

1. AXIS OF BEVEL GEAR AND PINION MUST INTERSECT WITHIN ±0.075
2. UNLESS OTHERWISE SPECIFIED
   - A). TOLERANCES ON LINEAR DIMENSIONS ± 0.3
   - B). TOLERANCES ON ANGLES ±0.5°
   - C). ALL MACHINED DIAMETERS ⌀0.10 A B
   - D). BREAK ALL SHARP CORNERS 1X45°
   - E). ALL CORNERS R1.2
3. ø80H7 HOLE (4 NOS.) TO BE DONE ALONGWITH RING GEAR DURING ASSEMBLY.

1171 H7	+0.105 -0.0	
1130 H7	+0.105 -0.0	
700 H7	+0.080 -0.0	
340 H7	+0.057 -0.00	
278 H13	+0.810 -0.0	
270 H6	+0.032 -0.0	
80 H7	+0.030 -0.0	
62 H7	+0.030 -0.0	

ITEM NO	DESCRIPTION	DRAWING NO.	VAR. NO.	MATERIAL CODE	NET WT.	GROSS WT.
01	GEAR HOUSING FABRICATION	0-61-100-00697			3500.0	4140.0
				MATERIAL SPECN.	QUANTITY	

THE FOLLOWING CONDITIONS APPLY EXCEPT OTHERWISE STATED...

1. REF.TO HY0230261 FOR UNSPECIFIED TOLERANCES.
2. CHAMFER M/CD SHARP EDGES 1.2 TO 1.0 AT 45°.
3. INTERNAL M/CD CORNER RADII 1 TO 0.7.
4. THE SURFACE ROUGHNESS WHEREVER NOT SHOWN SHALL BE TAKEN FROM THE SURFACE ROUGHNESS SHOWN OUT SIDE BACK SLASHES GIVEN AT THE TOP MOST RIGHT CORNER OF THE DRG.

TYPE OF PRODUCT OR NAME OF CUSTOMER/PROJECT

BHARAT HEAVY ELECTRICALS LTD. HYDERABAD

	NAME	SIGN.	DATE
DRN.	POORNIMA		10.06.05
CHD.	AMAN		3.10.05
APPD.	S.GHATGE		3.10.05

NO.OF VAR. -NA-

DEPT.	PULV-ENGG	SCALE	WEIGHT (KG)	REF. TO ASSY DRG.	ITEM NO.	NO.OF ITEMS
CODE	446	1:5	3500.0	0-61-100-00697	-NA-	-NA-

TITLE GEAR HOUSING FOR PGB (MACHINING)

DRAWING NO. 0-61-100-00705 REV. 04

SHEET NO. 01 NO OF SHEETS 01

REV.	DATE	ALTERED	CHECKED	APPD.
04	6.11.06	ZONE K10 DIM 445 ADDED. D4 DIM 195 ADDED IN VIEW P-P. D4 DIM 25 DELETED.	AS	SG
03	26.9.06	ZONE A10 VIEW - Z ADDED. NOTE-3 ADDED.	AS	SG
02	8.8.06	ZONE G9 DIM 15 AND 20 DELETED, 44&49 ADDED J9 DIM 4167 ADDED. H4 ANGLE 45° & 30' ADDED.	AS	SG
02	8.8.06	DETAIL K ADDED, 3X30' REMOVED TOL ON ø1687 WAS ±0.1. CHAM. 3X45° ADDED TO ø270 AND ø1514 DETAIL-R MODIFIED. DIM 365 & 305 DELETED.	AS	SG
01	8.8.06	ZONE DETAIL Z1 AND REDUNDANT DIMENSIONS REMOVED. TOL. ADDED ON DIA. AND LENGTHS.	AS	SG
01	8.8.06	ZONE D4 F8 NOTE 1 AND 2 ADDED. VIEW -J ADDED. DIM 530±0.1 WAS 529. HOLE G 1" AND G1.5" WERE ø48 AND ø71 RESPECTIVELY.	AS	SG

THE INFORMATION ON THIS DOCUMENT IS THE PROPERTY OF BHARAT HEAVY ELECTRICALS LIMITED. IT MUST NOT BE USED DIRECTLY OR INDIRECTLY IN ANY WAY DETRIMENTAL TO THE INTREST OF THE COMPANY

INVENTORY NO | SIGN. AND DATE | REF. DRG. NO. | COMPUTER FILE NAME : 0061007705.DWG