FIRST ANGLE PROJECTION

(ALL DIMENSIONS ARE IN mm)

DRG. NO. 1-163-10-11178 SH OF

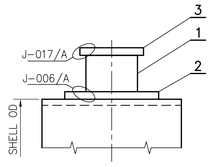

DETAIL-D1
VARIANT No. 01
(BUTT WELD CONNECTION)

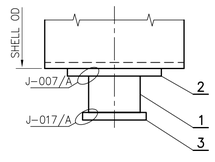

DETAIL-D2
VARIANT No. 02
(BUTT WELD CONNECTION FOR DRAIN)

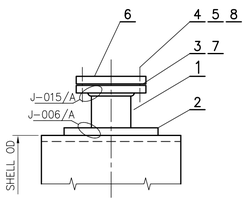

DETAIL-D3
VARIANT No. 03
(FLANGED CONNECTION)

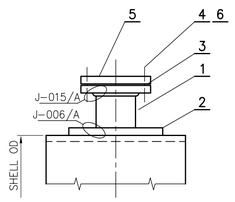

DETAIL-D4
VARIANT No. 04
(VENTILATOR)

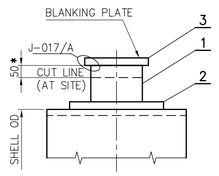

DETAIL-D5
VARIANT No. 05
(BUTT WELD NOZZLE END CUTTING DETAIL AT SITE)

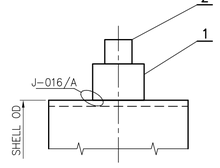

DETAIL-D6
VARIANT No. 06
(COUPLING)

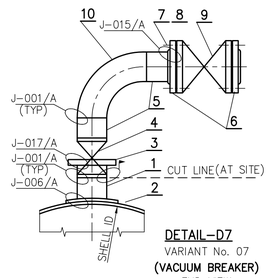

DETAIL-D7
VARIANT No. 07
(VACUUM BREAKER)
END VIEW

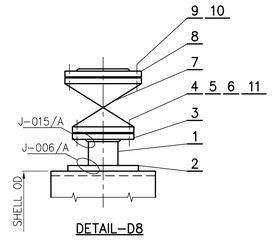

DETAIL-D8
VARIANT No. 08
(SAFETY RELIEF VALVE)

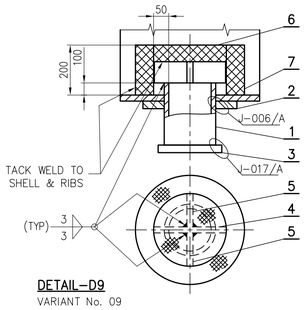

DETAIL-D9
VARIANT No. 09
(VORTEX BREAKER)

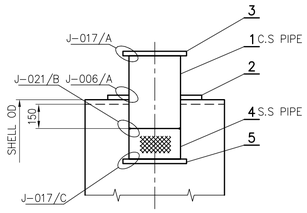

DETAIL-D10
VARIANT No. 10
(DISPERSER)

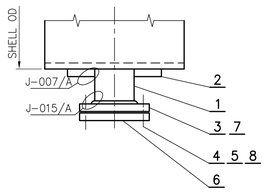

DETAIL-D11
VARIANT No. 11
(FLANGE CONNECTION FOR DRAIN)

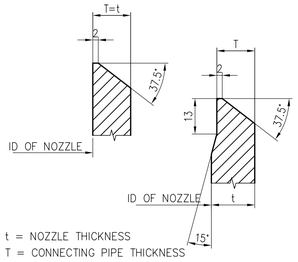

DETAIL-D12
VARIANT No. 12
(BW NOZZLE END EDGE PREPARATION AT SITE)

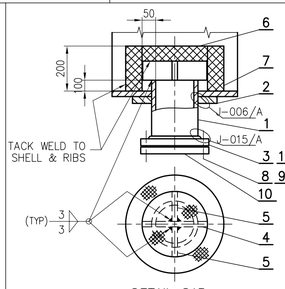

DETAIL-D13
VARIANT No. 13
(VORTEX BREAKER)

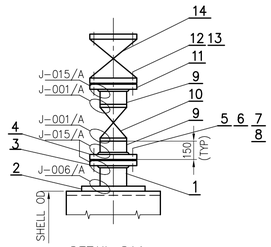

DETAIL-D14
VARIANT No. 14
(VACUUM BREAKER)

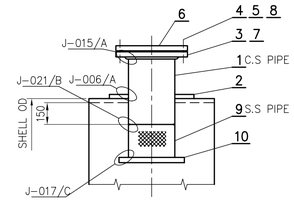

DETAIL-D15
VARIANT No. 15
(DISPERSER)

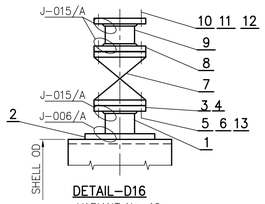

DETAIL-D16
VARIANT No. 16
(VACUUM BREAKER)

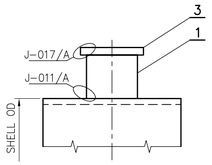

DETAIL-D17
VARIANT No. 17
(BUTT WELD CONNECTION)

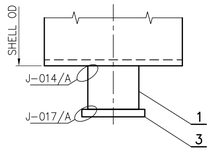

DETAIL-D18
VARIANT No. 18
(BUTT WELD CONNECTION FOR DRAIN)

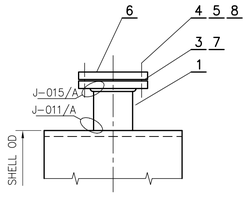

DETAIL-D19
VARIANT No. 19
(FLANGED CONNECTION)

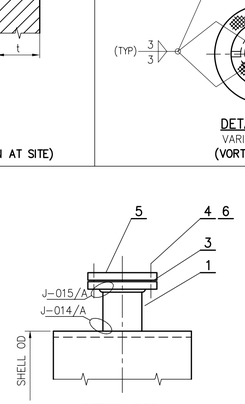

DETAIL-D20
VARIANT No. 20
(VENTILATOR)

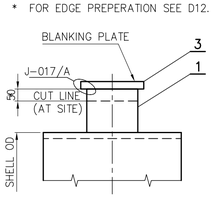

DETAIL-D21
VARIANT No. 21
(BUTT WELD NOZZLE END CUTTING DETAIL AT SITE)

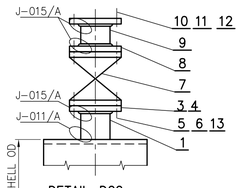

DETAIL-D22
VARIANT No. 22
(VACUUM BREAKER)

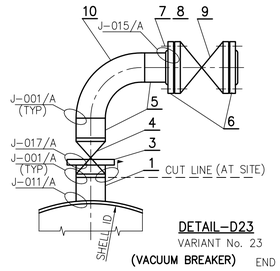

DETAIL-D23
VARIANT No. 23
(VACUUM BREAKER)
END VIEW

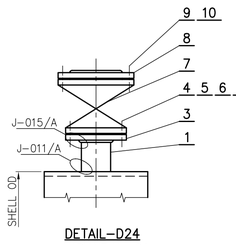

DETAIL-D24
VARIANT No. 24
(SAFETY RELIEF VALVE)

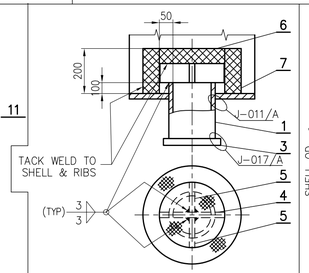

DETAIL-D25
VARIANT No. 25
(VORTEX BREAKER)

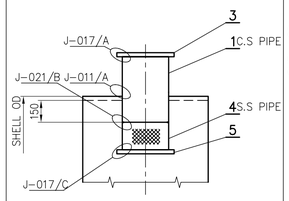

DETAIL-D26
VARIANT No. 26
(DISPERSER)

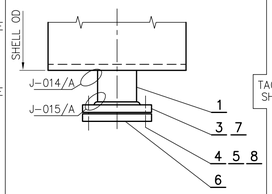

DETAIL-D27
VARIANT No. 27
(FLANGE CONNECTION FOR DRAIN)

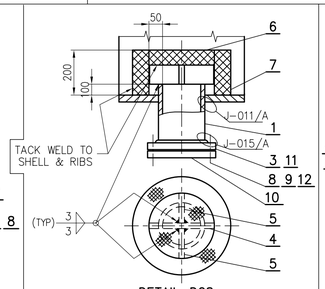

DETAIL-D28
VARIANT No. 28
(VORTEX BREAKER)

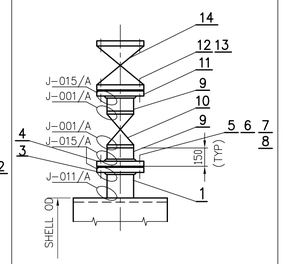

DETAIL-D29
VARIANT No. 29
(VACUUM BREAKER)

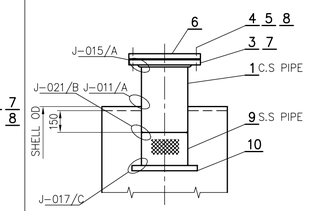

DETAIL-D30
VARIANT No. 30
(DISPERSER)

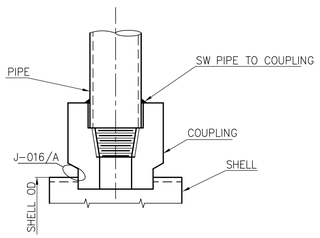

DETAIL-D31
VARIANT No. 31
(SW PIPE TO COUPLING)

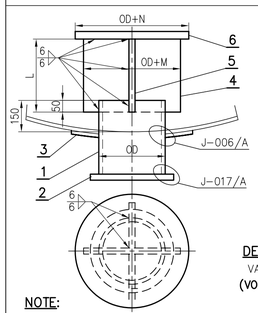

DETAIL-D32
VARIANT No. 32
(VORTEX BREAKER)

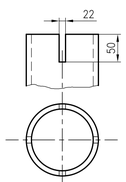

POS. NO. 1

NOTE:

1. CUT 4 SLOTS OF DEPTH=50 & WIDTH=22 AT 90° PITCH ON POS. NO. 1.
2. DIMENSION L REQUIRED SHALL BE INDICATED IN THE PARTLIST.
3. M SHALL BE 60mm FOR 6" AND BELOW NOZZLES & 80mm FOR 8" AND ABOVE.
4. N SHALL BE 120mm FOR 6" AND BELOW NOZZLES & 160mm FOR 8" AND ABOVE.

GENERAL DIMENSIONAL LIMITS,FITS & TOLERANCES AS PER HY0230261

REV.	DATE	ALTERED	CHECKED	APPD	REV.	DATE	ALTERED	CHECKED	APPD	REV.	DATE	ALTERED	CHECKED	APPD	REV.	DATE	ALTERED	CHECKED	APPD	REV.	DATE	ALTERED	CHECKED	APPD	REV.	DATE	ALTERED	CHECKED	APPD	REV.	DATE	ALTERED	CHECKED	APPD
ZONE					ZONE					ZONE					ZONE					ZONE					ZONE					ZONE				

TYPE OF PRODUCT
OR
OF CUSTOMER/PROJECT

BHEL-HYD SAP

BHARAT HEAVY ELECTRICALS LTD.
HYDERABAD

	NAME	SIGN.	DATE	NO.OF VAR.
DRN.	A.L RAJAM		11.02.04	N.A
CHD.	UMESH MENON		11.02.04	
APPD.	TSN BHARGAV		11.02.04	

RESTRICTED USE

DEPT.	GRADE OF TOL.DIM. C/M/F	SCALE	WEIGHT (KG)	REF. TO ASSY DRG.	ITEM NO.	NO.OF ITEMS
HEE		N.T.S		N.A	N.A	N.A
CODE 405						

TITLE
NOZZLE ATTACHMENT DETAILS

CARD CODE

DRAWING NO. 1-163-10-11178 REV. 00

SHEET No. 1 NO OF SHEETS 1

THE INFORMATION ON THIS DOCUMENT IS THE PROPERTY OF BHARAT HEAVY ELECTRICALS LIMITED.
IT MUST NOT BE USED DIRECTLY OR INDIRECTLY IN ANY WAY DETRIMENTAL TO THE INTEREST OF THE COMPANY

COMPUTER FILE NAME | REF. DRG. NO. | SIGN. AND DATE | INVENTORY NO

02-09-2008
11:09:48

This Drawing is printed from Engineering Digital Archive System (EDAS).
Therefore signatures are not essentially required.