

BAP / BHEL RANIPET  
AIR QUALITY CONTROL SYSTEM  
RANIPET 632 406.

REF:TEP:529:CS:G:REV 01  
Page 1 of 2  
EFFECTIVE DATE : 22.05.2002




**CONTROLLED COPY**

**TITLE :**

**SPECIFICATION FOR BOUGHT OUT ITEM FOR ESP.**

**ITEM : CONNECTING SCREW.**

**PREPARED BY:**

NAME	DEPARTMENT	SIGNATURE	DATE
T.VENUGOPAL	PE		21.05.2002.
<b>CHECKED BY :</b>			
P.MOHANKUMAR	DM		22.05.2002.
<b>APPROVED BY :</b>			
C.R.JAYACHANDRAN	MANAGER		24.05.2002.
<b>ISSUED BY :</b>			
EDC / AQCS			21.04.1993.
REVISION NUMBER : 00			21.04.1993.
REVISION NUMBER : 01	Periodic Review of TEP		24.05.2002.

\*\*\*\*\*

## 1.0 SCOPE

To manufacture, inspect, pack and supply connecting screws variant 01,02, & 03 as per BHEL drawing no referred in the enquiry / Purchase order.

## 2.0 APPLICATION

These connecting screws are used in the high voltage emitting systems of the electrostatic precipitator to connect the copper conductor to the HV rectifier and the field.

## 3.0 DESCRIPTION

The material specification, treatment and dimensions of the different parts of the connecting screw shall be as per the BHEL drawing.

## 4.0 PACKING

As per manufacturer's standard practice.

## 5.0 INSPECTION

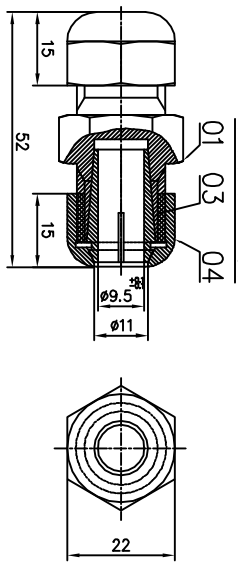
The following inspection shall be carried out at supplier's works:

1. General finish of the component.
2. Quality of plating.
3. Dimension check up as per drawing.
4. A 3 / 8" copper tube / rod shall be used to check the gripping of the screws.

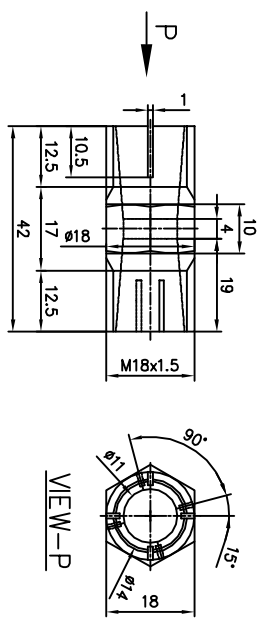
6.0 Three sample pieces of each type should be submitted to engineering for approval. Bulk manufacture can be taken up only after obtaining approval.

TH SHOWN

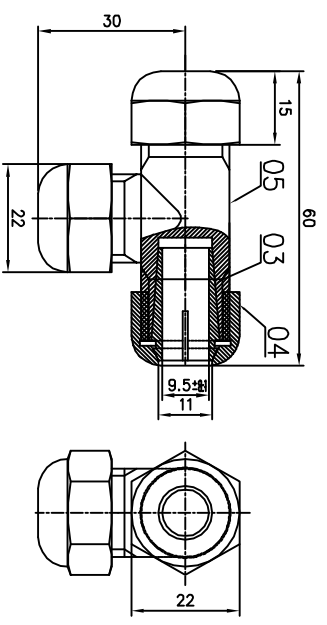
VARIANT-01



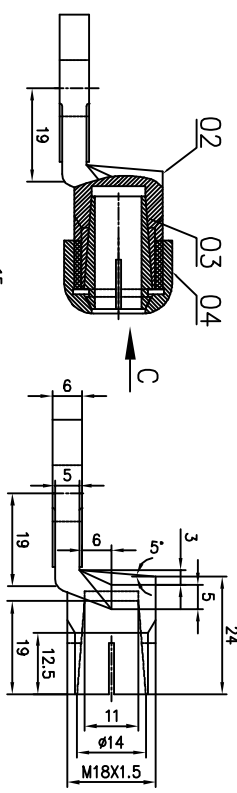
POS-01



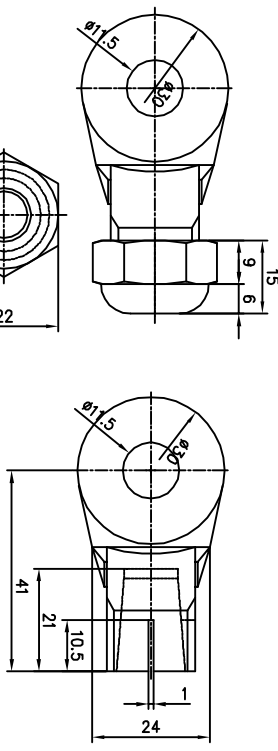
VARIANT-03



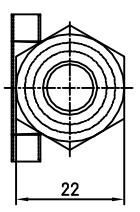
VARIANT-02



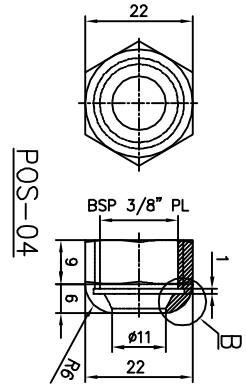
POS-02



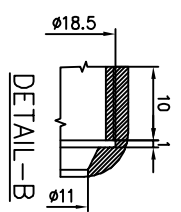
VIEW-C



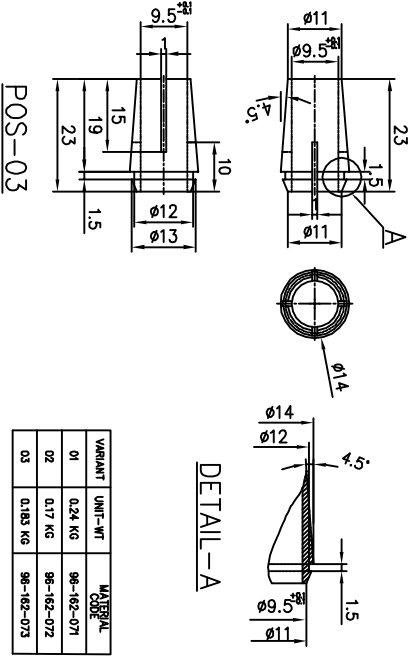
VARIANT-04



POS-04



NOTES:-  
SURFACE TO BE FINISHED BY NICKEL  
PLATING OF TH 40 μ.



POS-03

VARIANT	UNIT-WT	MATERIAL
01	0.24 KG	98-162-071
02	0.17 KG	98-162-072
03	0.183 KG	98-162-073

QTY	ITEM	DESCRIPTION	UNIT	QTY	ITEM	DESCRIPTION	UNIT	QTY
05	04	ADAPTOR	0.025	05	04	ADAPTOR	0.025	05
03	03	SLEEVE	0.020	03	03	SLEEVE	0.020	03
04	04	ADAPTOR	0.025	04	04	ADAPTOR	0.025	04
03	03	SLEEVE	0.020	03	03	SLEEVE	0.020	03
02	02	LUG	0.020	02	02	LUG	0.020	02
04	04	ADAPTOR	0.025	04	04	ADAPTOR	0.025	04
01	01	UNION SCREW	0.020	01	01	UNION SCREW	0.020	01
01	01	UNION SCREW	0.020	01	01	UNION SCREW	0.020	01

REV. DATE	REV. DATE	REV. DATE	REV. DATE	REV. DATE	REV. DATE	REV. DATE	REV. DATE
01	02	03	04	05	06	07	08

TYPE OF PRODUCT: ELECTROSTATIC PRECIPITATOR  
OR NAME OF CUSTOMER/PROJECT: BHARAT HEAVY ELECTRICALS LTD.

REV. DATE	REV. DATE	REV. DATE	REV. DATE	REV. DATE	REV. DATE	REV. DATE	REV. DATE
01	02	03	04	05	06	07	08

CONNECTION SCREW  
1-79-006-00068 07

ALL DIMENSIONS ARE IN MILLIMETRES

1 2 3 4 5 6 7 8 9 10 11 12