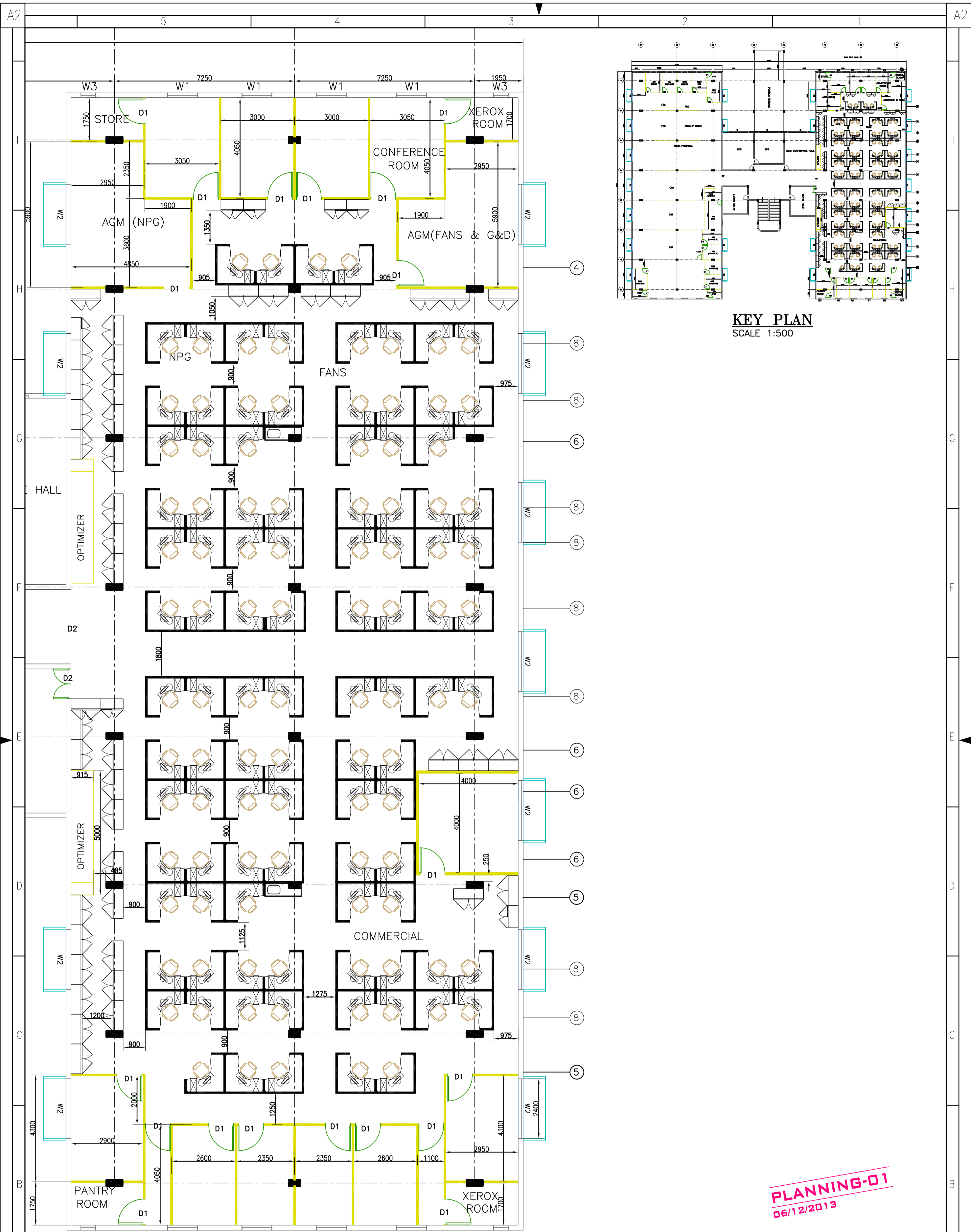


GROUND FLOOR PLAN
 (ENGG. BUILDING-BNO:17) C134-17



KEY PLAN
SCALE 1:500

PLANNING-01
06/12/2013

NOTES:

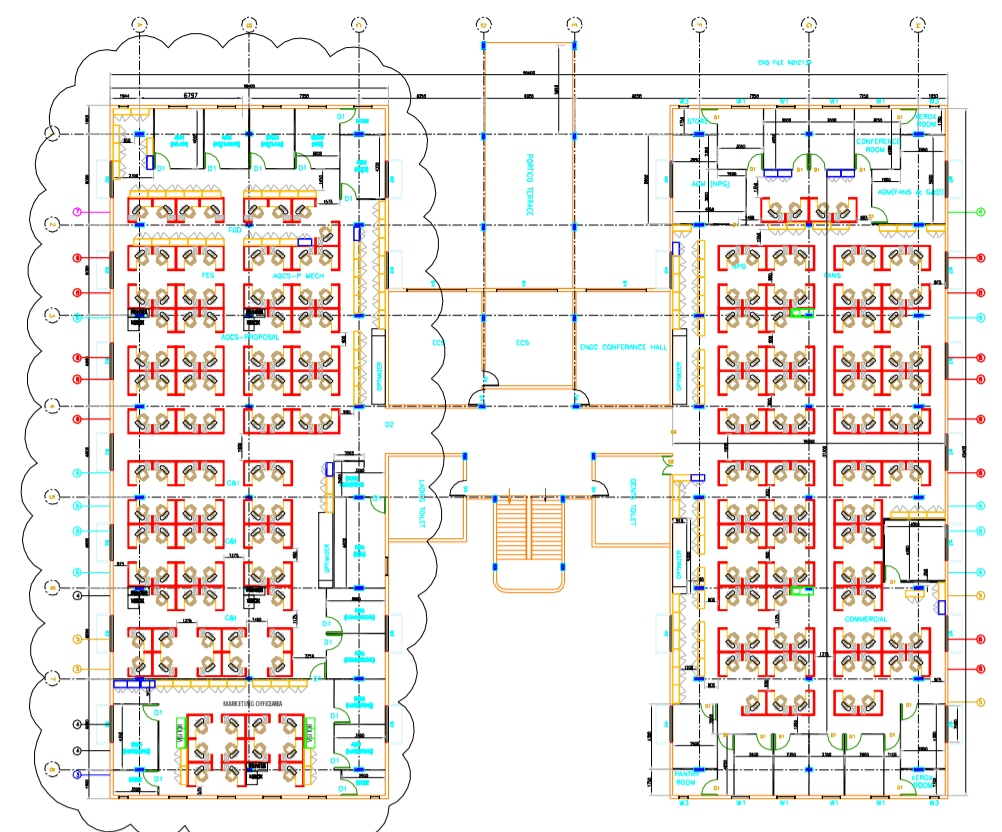
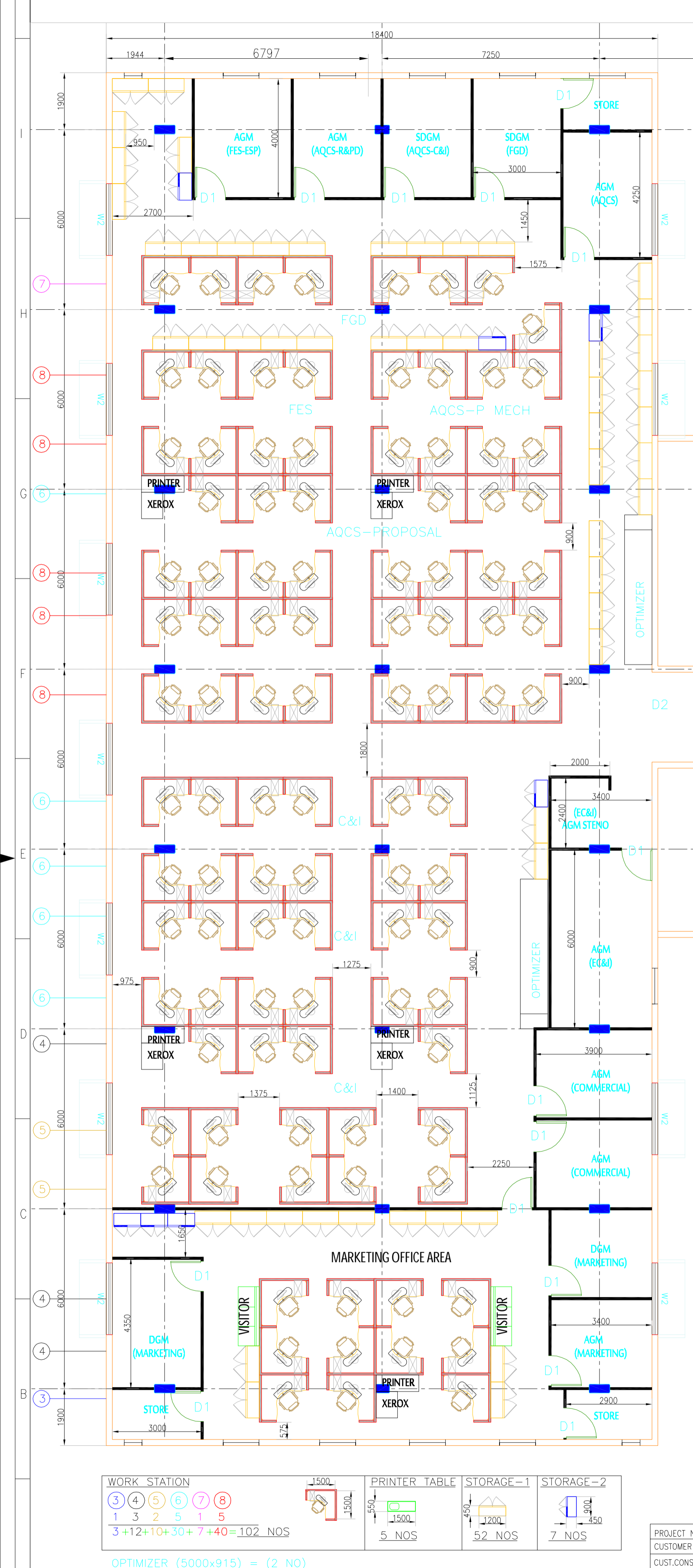
1. ALL DIMENSIONS ARE IN MILLIMETER & LEVELS ARE IN METER U.N.O
2. ONLY WRITTEN DIMENSIONS SHALL BE FOLLOWED.

WORK STATION		STORAGE-1	STORAGE-2
④ ⑤ ⑥ ⑧ 1 2 4 8 4 + 10 + 24 + 64 = 102 NOS	 2 NOS	 42 NOS	 7 NOS

OPTIMIZER (5000x915) = (2 NO)

PART LAYOUT OF FIRST FLOOR MODULAR OFFICE
SCALE 1:100

PROJECT NAME:	MODULAR OFFICE FOR ENGINEERING BUILDING (PROPOSAL)								
CUSTOMER NAME:	-	NAME:	S.ROBIN BRITTO	SIGNATURE:	Signed	QUALIFY:	DCE	DATE:	6-DEC-13
CUST.CONSULTANT NAME:	-	CHECKED:	MANIMALINI	SIGNED:	Signed	QUALIFY:	BE	DATE:	6-DEC-13
DEPT:	CIVIL_DESIGN	APPROVED:	CHELLADURAI	SIGNED:	Signed	QUALIFY:	BE	DATE:	6-DEC-13
TITLE:	MODULAR FURNITURE LAYOUT FOR FANS & COMMERCIAL OFFICE		DEPT CODE:	9716	CAD FILE NAME:	C134-17			
REV.	DATE	DESCRIPTION	DRAWN	CHKD.	APPD.	DRAWING NUMBER:	REV.	SHEETS	
	5					BHEL_RPT	0	1 OF 1	
						CUST DWG.	-		



KEY PLAN
SCALE 1:500

PLANNING-0
17/09/2014

NOTES:

1. ALL DIMENSIONS ARE IN MILLIMETER & LEVELS ARE IN METER U.N.O
2. ONLY WRITTEN DIMENSIONS SHALL BE FOLLOWED.

WORK STATION ③ ④ ⑤ ⑥ ⑦ ⑧ 1 3 2 5 1 5 3+12+10+30+7+40=102 NOS	PRINTER TABLE 5 NOS	STORAGE-1 52 NOS	STORAGE-2 7 NOS
---	------------------------	---------------------	--------------------

OPTIMIZER (5000x915) = (2 NO)

PART (AQCS) LAYOUT OF FIRST FLOOR MODULAR OFFICE
SCALE 1:100

PROJECT NAME: MODULAR OFFICE FOR ENGINEERING BUILDING (PROPOSAL)	CUSTOMER NAME: -	SCALE: 1:100
CUST. CONSULTANT NAME: -	NAME: S.ROBIN BRITTO	SIGNATURE: Signed
DEPT: CIVIL DESIGN	DEPT CODE: 9716	CAD FILE NAME: C134-17
TITLE: MODULAR FURNITURE LAYOUT FOR AQCS,C&I AND MARKETING OFFICES	DRAWING NUMBER: BHE-BAP-C20-1205	REV. SHEETS: 0 1 OF 1