

Annexure - C to Tender 2750415E/OT

Item List and Technical Specification

Sl. No.	Description	Unit	Quantity	Quoted Yes / No
1	4 Zone Fire Detection and Alarm Panel	Set	1	
2	Smoke Detector with response indicator	No	30	
3	Manual Call point with hammer and chain	No	2	
	Electronic Hooter	No	2	
	Auto Dialer unit for fire alarm panel	No	2	
3	2 Core 1.5 Sq. mm FRLS Copper cable	MR	200	

Vendor's signature with seal

ANNEXURE

TECHNICAL SPECIFICATION FOR CONVENTIONALTYPE FOUR ZONE FIRE DETECTION & ALARM SYSTEM

1. System standards : The Fire alarm system should be As per ISS 2189
2. No. of zones : The systems required maximum Four zone
3. Compatibility : The system should compatibility for all of fire Detectors, call Points and auto dialer unit
4. Power : The system power supply should be 180V to 250 V AC
5. Standby power : The system should supplied with stand by power supply (2 x 12 V D.C. battery back up) 24 V D.C

6. The following visual indication should be available in the system:

- a) : A.C ON
- b) : SYSTEM BATTERY
- c) : A.C. FUSE
- d) : D.C. FUSE
- e) : BATTERY FUSE
- f) : BATTERY ON CHARGE
- g) : LOW BATTERY
- h) : BATTERY DISCONNECTED
- i) : ISOLATION OF ZONE
- j) : FIRE/ALARM
- k) : DETECTORS OPEN
- l) : DETECTORS SHORT


7. The following Visual and Audible indications should available in the system.

- a) Fire - audible by hooter
- b) low battery - audible by buzzer
- c) Open and short of detectors are should indicated by audible by buzzer
- d) Mains failure should also indicated by audible by buzzer

8. The sound level of the hooter should be of minimum of 120 DB.


9. The cabinet used in this system should be made up of 16 gauge sheet steel, dust and vermin proof, wall / floor mountable type with IP 52 degree of protection.



PON. ANBAZHAGAN
Exe. Addl. Engineer - II
Instrumentation / M&S
BHEL / BAP / RANIPET - 632 406.


S. PANNER SELVAM
Manager
Electrical Services M & S
BHEL / BAP / RANIPET - 632 406

**TECHNICAL SPECIFICATIONS FOR AUTO DIALER UNIT USED IN THE FOUR ZONE
FIRE DETECTION & ALARM SYSTEM**

1. The Auto dialer unit used in this system should activate through wired emergency switches and also by remote. The unit used should have facility for programming of minimum of TEN (10) telephone numbers.
2. The display used in this unit should LCD with 12 characters.
3. The unit used in this system should have facility for two different natures of emergencies of voice message and the time of messages (length of the message) of one minute each.
4. The dialing method used should be of for both pulse & tone. The message play time should be of minimum one minute.
5. The Memory system used in this unit should be of Non-Volatile Memory (EEPROM) and the circuit used in this unit should be of state of the art (SOLID STAT, CMOS)
6. The choice of calling cycle should be of minimum of two (02) times or infinite times until unit is reset.
7. The unit should have detection status of telephone line for takes priority on incoming & outgoing calls. The unit should have a facility for internal playback speaker for voice message and visual LCD display for checking the telephone numbers.
8. The unit should have facility for remote indication in emergency switch to indicate dialing through AUTO GUARD on activation. The unit should be of user friendly and should have facility for user itself enters nos voice message.
9. The unit housing should M.S. box with Staving Paint and lockable.


Pon. anbazhagan
Executive Addl Engineer Gr.I
Instrumentation/M&S


S. PANNEER SELVAM
Manager
Electrical Services M & S
BHEL / BAP / RANIPET - 632 406