
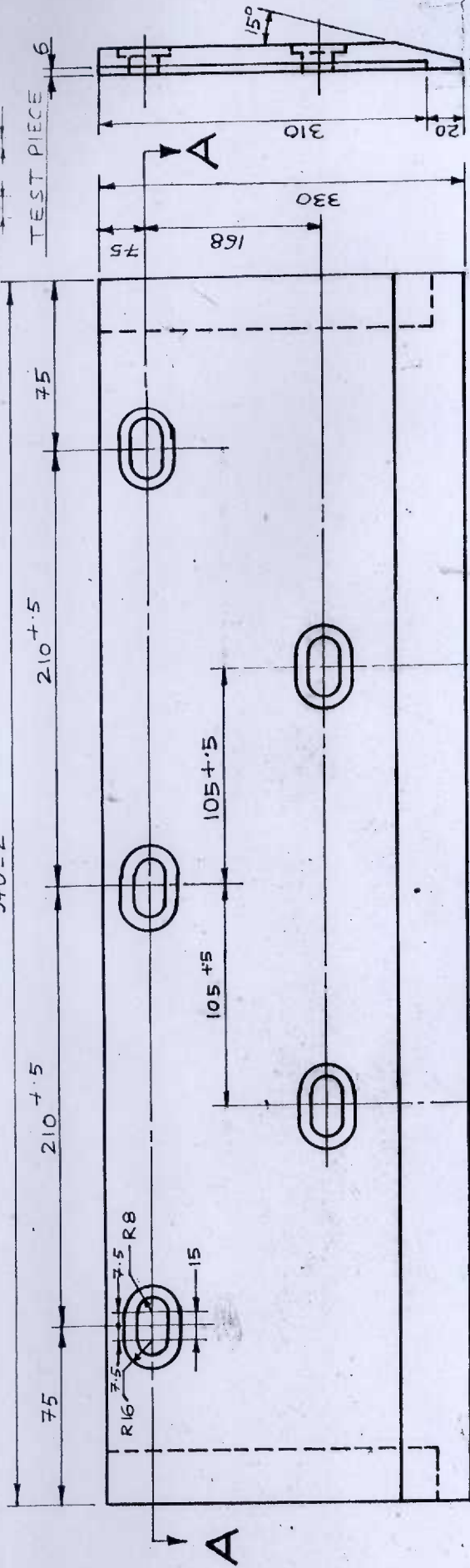


FIRST ANGLE PROJECTION ( ALL DIMENSIONS ARE IN mm )

HEARTH SEAL CASTING  
DRAWING NUMBER

570±2



**SECTION A-A**

△ C - 3.1% - 3.5%  
SI - 2% - 2.8%  
NI - 0.8% - 1.2%  
CY - 1.5% - 2%

**MATERIAL :- HEAT RESISTANT C.I.**


NOTE:- SURFACES MARKED WITH ∩ TO BE SMOOTH FINISHED BY SHOT BLASTING OR GRINDING.

TEST PIECE MAY BE CAST INTEGRALLY AT ANY SUITABLE / CONVENIENT PLACE OF EACH CASTING

REV	DATE	ALTERED BY	CHECKED	ALTERED BY	CHECKED
2	3/03				
HEAT RESISTANT STEEL COMPOSITION ADDED					
HEAT RESISTANT STEEL COMPOSITION ADDED					

R <sub>2</sub>	HEAT RESISTANT STEEL:-											
API	GRADE	C	S	P	SI	SL	MM	NI	CY	MO	N	FC
DESIGNS No	ASTM. SPEC.	≤	≤	≤	≤	≤	≤	≤	≤	≤	≤	REM
HC 592645	A297-A608	0.5	0.04	0.04	2.0	1.0	0.04	0.04	0.3	0.15	0.15	0.15

TYPE OF PRODUCT  
OR  
CUSTOMER'S NAME



**BHARAT HEAVY ELECTRICALS LTD.**  
C.F.F.P., RANIPUR - HARDWAR.

DEPT.	CODE	SCALE	WEIGHT (KG)	REF. TO ASSY. DRG.	ITEM NO.
BE	03	N.T.S.	22.00		
DRAWN		NAME	SIGN.	DATE	
CHECKED		SWAMIT		17.3	
APPROVED					
DRAWING NO. 01.01.017					REV. 2
SHEET NO. 1					NO. OF SHEETS. 1

**SIDE SEAL CASTING (TYPE-I)**  
10M X 7M FURNACE

Dimensions to be Controlled Within Limits as Shown  
Machining Tolerance ± 0.25 mm Unless Otherwise Shown. Non Machining Tolerance ±

The information on this document is the property of BHARAT HEAVY ELECTRICALS LIMITED. It must not be used directly or indirectly in anyway detrimental to the interest of the company.

312145  
WESMAN FURNACE  
Ref. Drg. No.