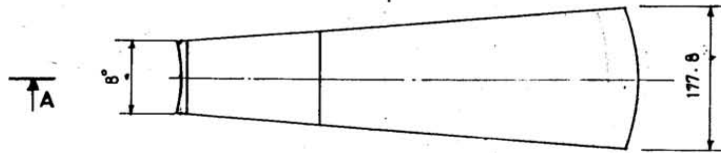
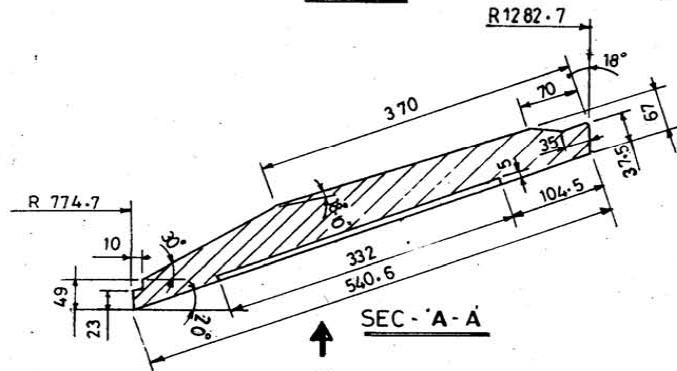


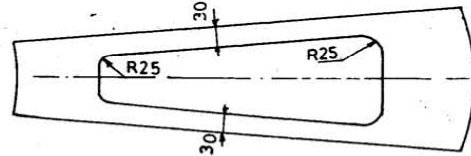
Drawing No.



TOP VIEW



SEC - A-A



VIEW - X

NOTE:- Bottom and side faces to be suitably hand ground.

PART No.	DESCRIPTION	QTY.	MATERIAL	UNIT WT. IN K.G.	REMARKS
01	Bull Ring Segment	44/Mill		35.0	

PARTS LIST

**एनटीपीसी NTPC** **RAMAGUNDAM SUPER THERMAL POWER STATION**  
(A GOVERNMENT OF INDIA ENTERPRISE)

7			
6			
5			
4			
3			
2			
1			
REV. No.	ZONE	REVISIONS	SIGN/ DATE

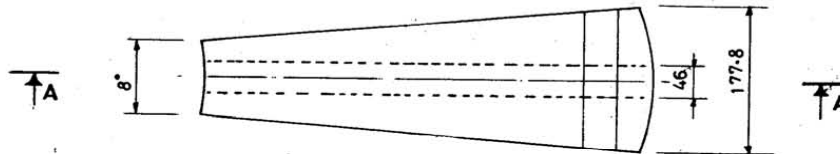
GENERAL TOLERANCES FOR DIMNS. UNLESS OTHERWISE STATED		ANGLES	
0 - 100	0.2	0 - 90°	± 1mm/m
101 - 250	0.3	OTHERS ± 15' (Min)	
251 - 400	0.4	REMOVE ALL SHARP EDGES & BURRS UNLESS STATED	
401 - 600	0.5	ADDITIONAL INFORMATION	
601 - 1000	0.75		
1001 - 2000	1.2		
ABOVE - 2000	1.3		

SYMBOLS USED TO DENOTE SURFACE ROUGHNESS		REFERENCE DRAWINGS	
OLD METHOD		1	
PRESENT METHOD		2	
		3	

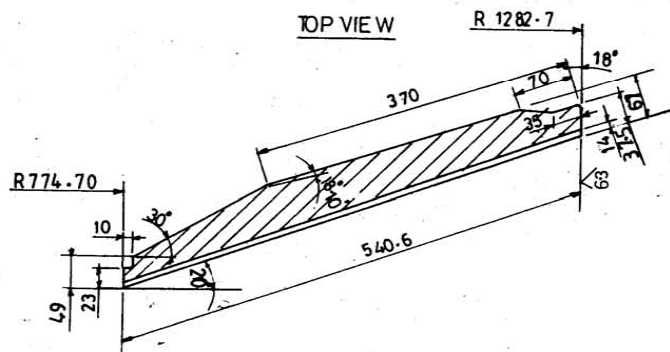
SKETCHED	PROJN.		TITLE
DRAWN <i>Ax BAP</i>	DATE	16-11-92	BULL RING SEGMENT
CHECKED	SCALE	N.T.S	WITHOUT KEY WAY
APPROVED <i>A. Srinivas</i>	DEPT.	O & M Pk.	DRAWING No. REV

GENERAL NOTES	CALL No.	SHEET	OF
1. ALL DIMENSIONS ARE IN mm UNLESS SPECIFIED			
2. DO NOT SCALE THE DRAWING			
3. WELDING SYMBOLS AS PER IS:813			
4. ALLOWABLE DEVIATIONS FOR DIMENS: WITHOUT SPECIFIED TOLERANCES AS PER IS:2769			





TOP VIEW



SEC - A-A

NOTE: Bottom and side faces to be suitably hand ground

PART No.	DESCRIPTION	QTY.	MATERIAL	UNIT WT. IN K.G.	REMARKS
1	Bull Ring Segment	1/Mill		35.0	

PARTS LIST

REV. No.	ZONE	REVISIONS	SGN/ DATE

GENERAL TOLERANCES FOR DIMS. UNLESS OTHERWISE STATED	
0 - 100	0.2
101 - 250	0.3
251 - 400	0.4
401 - 600	0.5
601 - 1000	0.75
1001 - 2000	1.0
ABOVE - 2000	1.3

SYMBOLS USED TO DENOTE SURFACE ROUGHNESS	
OLD METHOD	
PRES. METHOD	
REFERENCE DRAWINGS	1 2 3

**RAMAGUNDAM SUPER THERMAL POWER STATION**  
(A GOVERNMENT OF INDIA ENTERPRISE)

PROJN.		TITLE	BULL RING SEGMENT															
DATE	16-11-92	WITH KEY WAY																
SCALE	N.T.S	DRAWING	No. REV															
DEPT.	O & M Pk.	<table border="1" style="display: inline-table; border-collapse: collapse;"> <tr> <td>S</td><td>B</td><td>O</td><td>M</td><td>O</td><td>2</td><td>S</td><td>M</td><td>A</td><td>3</td><td>K</td><td>4</td><td>6</td><td>7</td><td>0</td> </tr> </table>		S	B	O	M	O	2	S	M	A	3	K	4	6	7	0
S	B	O	M	O	2	S	M	A	3	K	4	6	7	0				
CALL No.		SHEET <input type="checkbox"/> OF <input type="checkbox"/>																

**GENERAL NOTES**  
 1. ALL DIMENSIONS ARE IN 'mm' UNLESS SPECIFIED  
 2. DO NOT SCALE THE DRAWING  
 3. WELDING SYMBOLS AS PER IS:813  
 4. ALLOWABLE DEVIATIONS FOR DIMENS. WITHOUT SPECIFIED TOLERANCES FOLLOW IS:2102/1989

