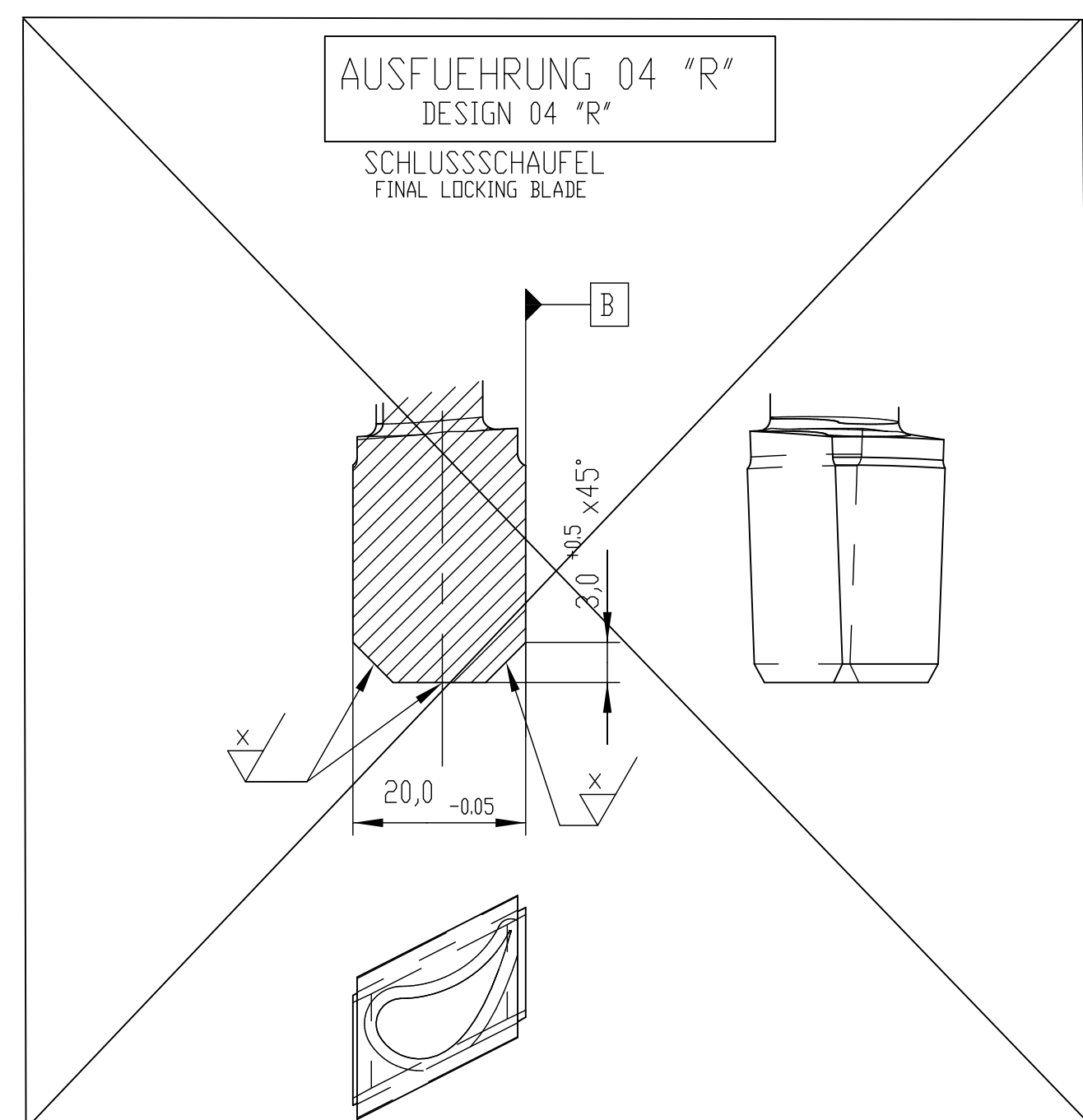
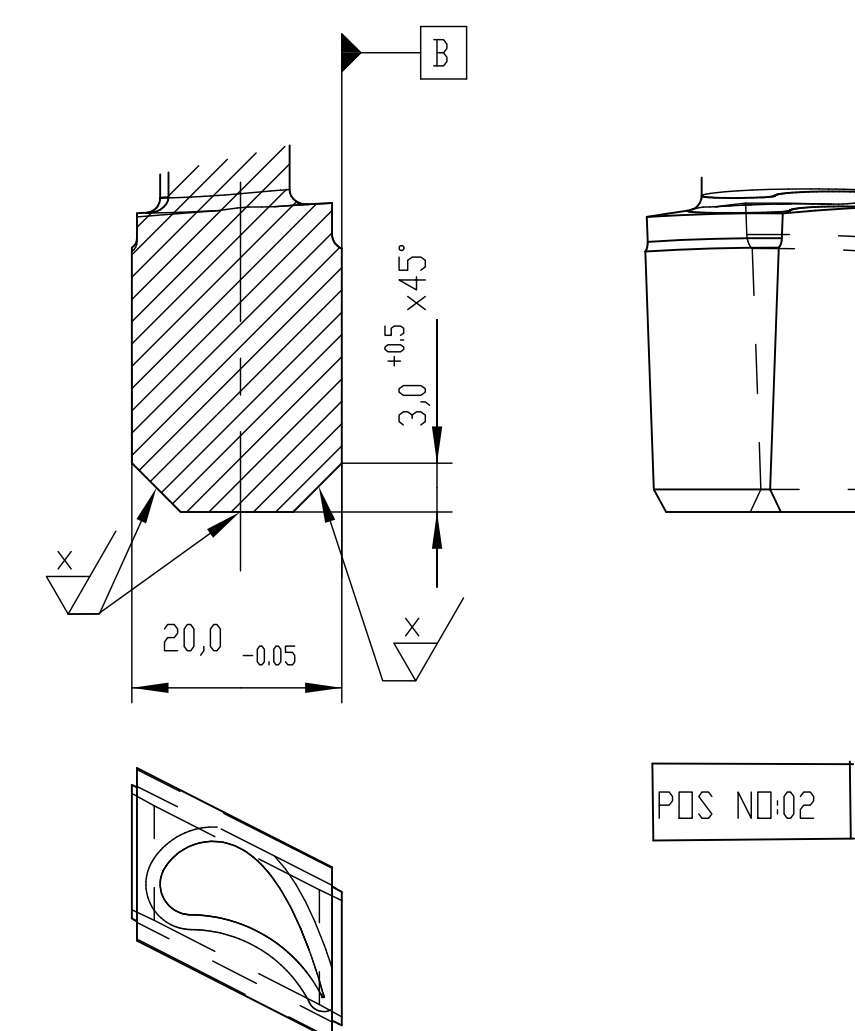




SECTION AX	Hx	Lges	AMI	UMA	RHk	BBi	D
A1 - A1	10.0	19.26	7.66	9.82	0.10	68.54	6.34
A2 - A2	0.0	19.25	7.55	4.34	0.10	64.60	6.18
A6 - A6	12.0	19.36	7.45	3.21	0.10	60.07	6.03
A17-A17	45.0	20.07	7.09	4.60	0.11	49.40	5.55
A29-A29	81.0	21.28	6.48	6.20	0.12	40.70	4.73

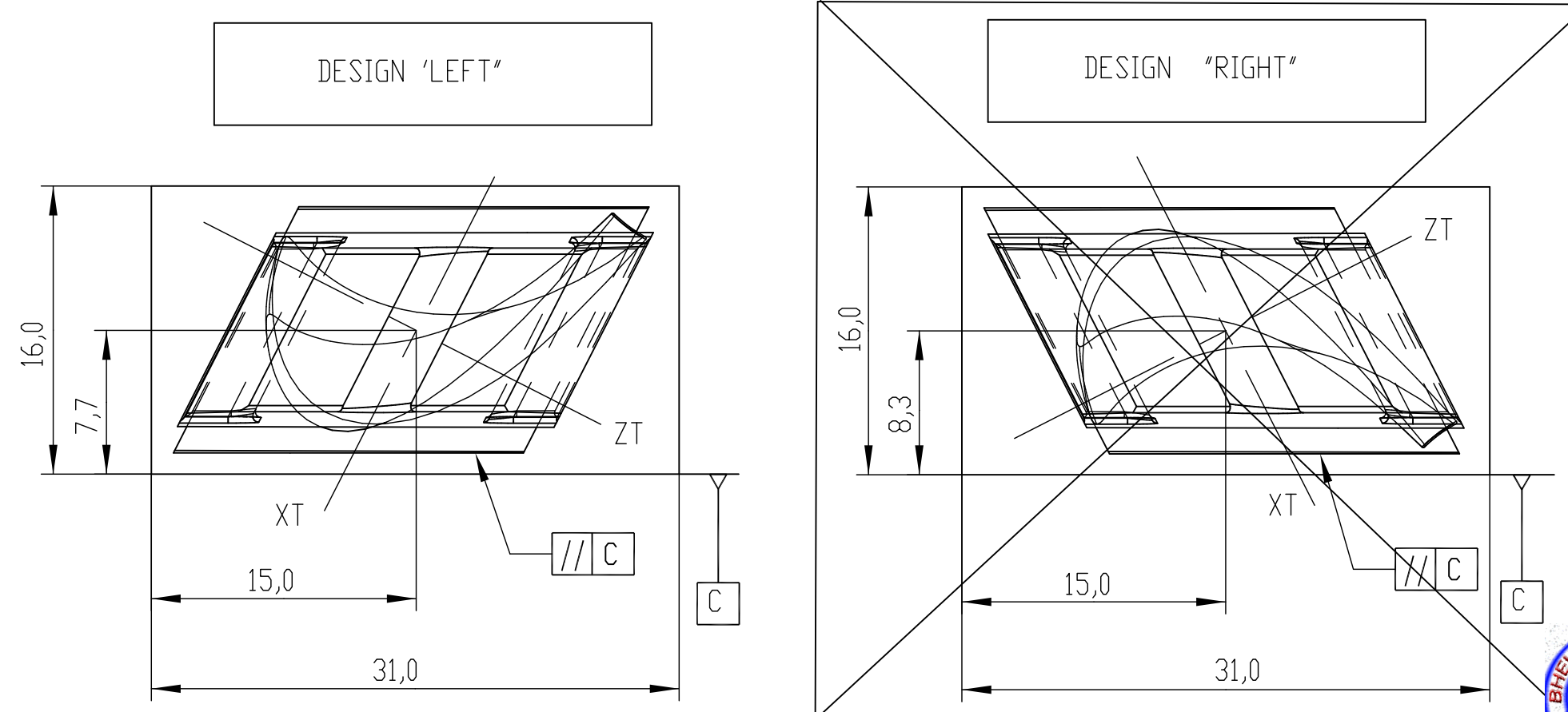
LOCAL SMALLEST RADIUS OF CURVATURE ON PRESSURE SIDE: 12.0 MM

LOCAL SMALLEST RADIUS OF CURVATURE ON PRESSURE SIDE: 12.0 MM

[illegible]

### TOLERANCES

RAW PART IN POSITION OF CENTERING (WITHOUT SCALE)  
(RELATED TO MINIMAL DIMENSION)



NOTES:

1. STRAK NUMBER: 80202
2. NUMBER OF BLADES/ROW: 140  
(INCLUDING LOCK BLADE)

12 (LEFT)	12
ROW NO.	VAR

TYPE OF PRODUCT OR NAME OF CUSTOMER/PROJECT	
--	--



BHARAT HEAVY ELECTRICALS LTD.  
HYDERABAD

DEPT. I.T.D	UNTOOL. DIMS. GR.		SCALE	WEIG
----------------	----------------------	---	-------	------

CODE 415	C/N/F		NTS	0,1
TITLE MOVING BLADE-LEET				

S-999-R20-TR133/091C2S	
	15

22	-N.A.-	-N.A.-	-N.A.-
CARD CODE	DRAWING NO. 0-303-15-00018		REV. 00

SHT. No 12	NO. OF SHT. 41
16	