PRODUCED BY AN AUTODESK EDUCATIONAL PRODUCT

FIRST ANGLE PROJECTION

DRG. NO. TB-0-360-316-003

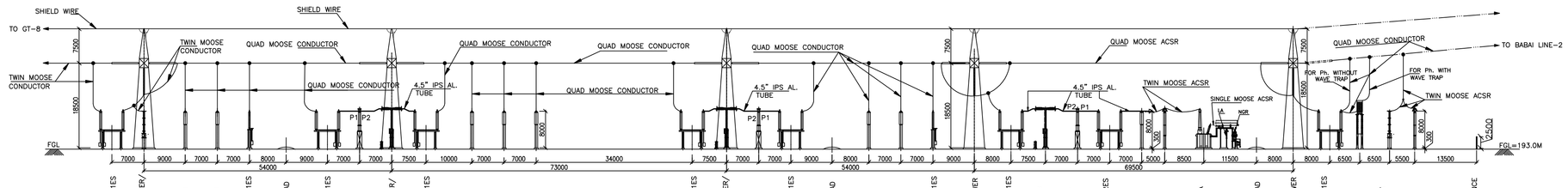

SECTION A-A
BABAI LINE-2 & GT-8

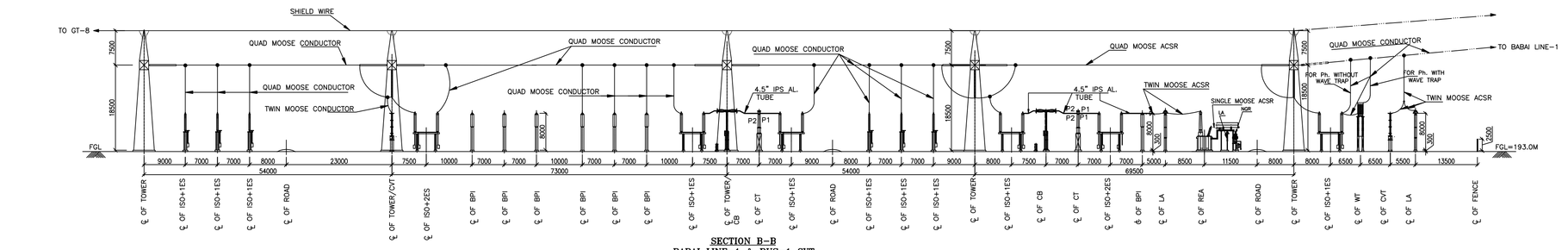

SECTION B-B
BABAI LINE-1 & BUS-1 CVT

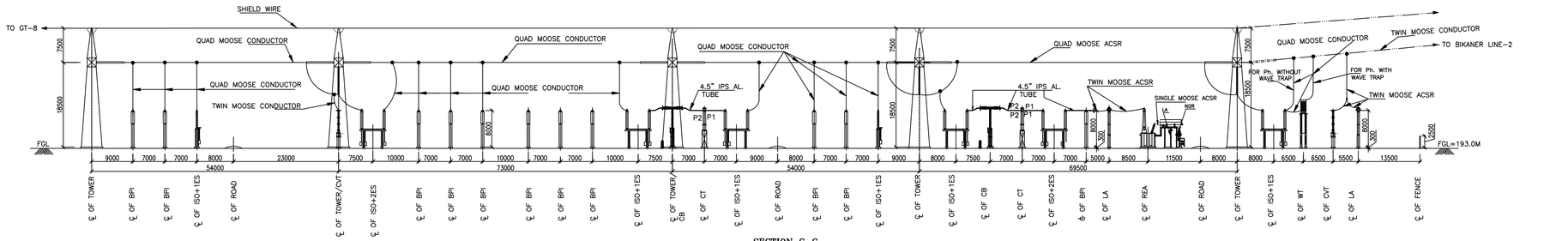

SECTION C-C
BIKANER LINE-2 & BUS -2 CVT

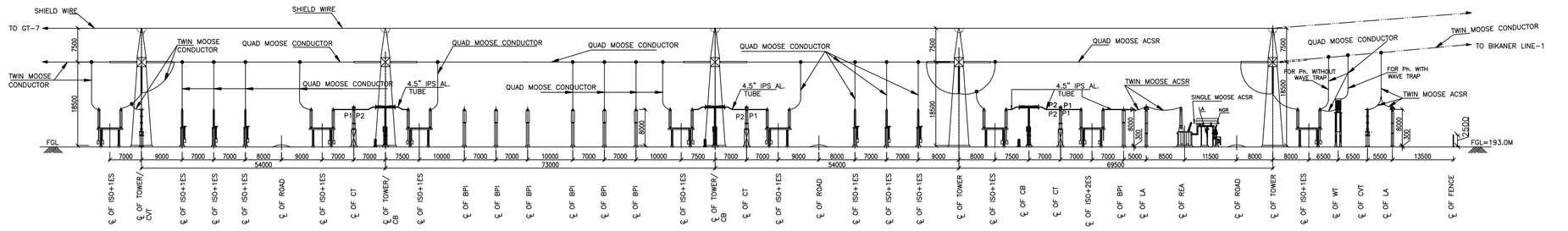

SECTION D-D
BIKANER LINE-1 & GT-7

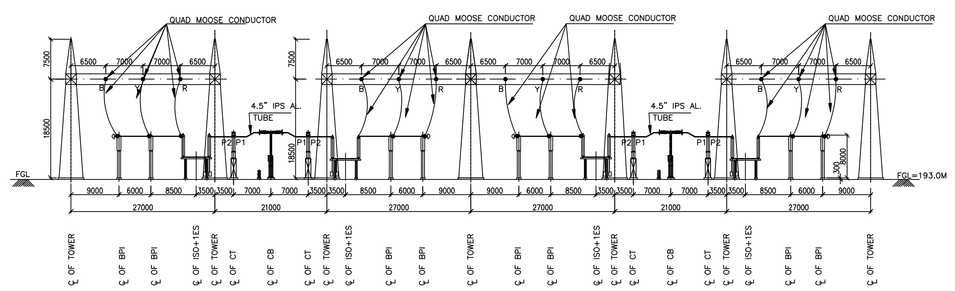

SECTION H-H
TIE BAY LINE SIDE

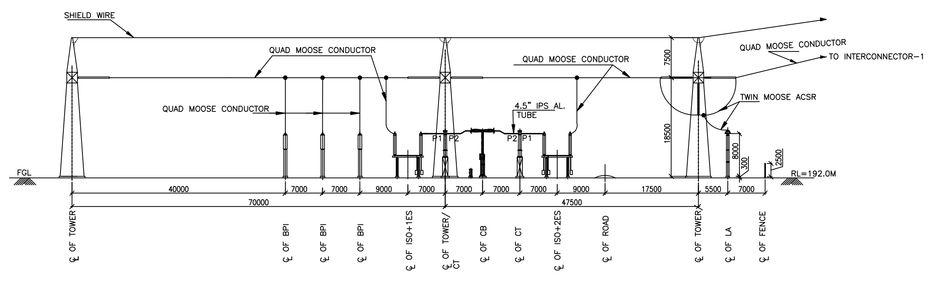

SECTION J-J
INTERCONNECTOR-1 OF UNIT-6

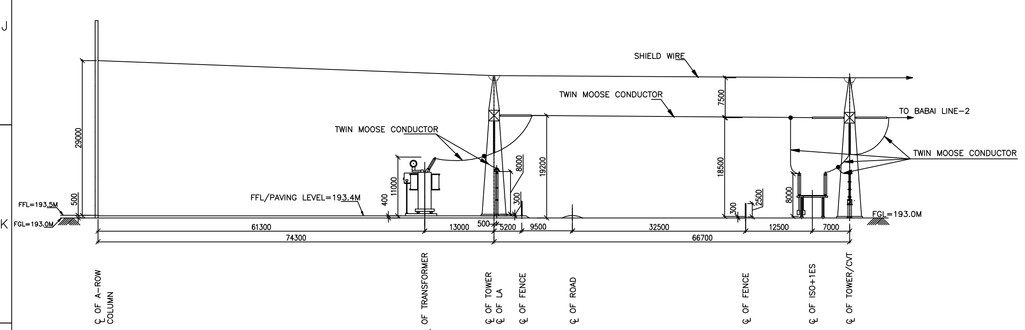

SECTION I-I
GT-8

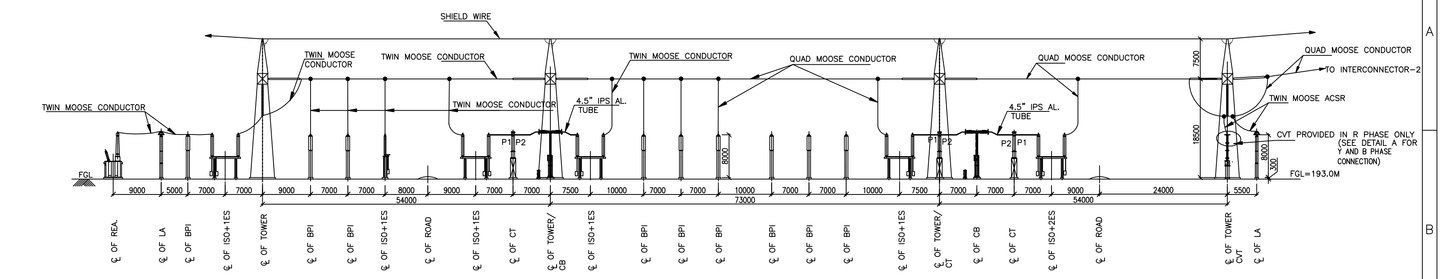

SECTION E-E
BUS-2 REACTOR & INTERCONNECTOR-2

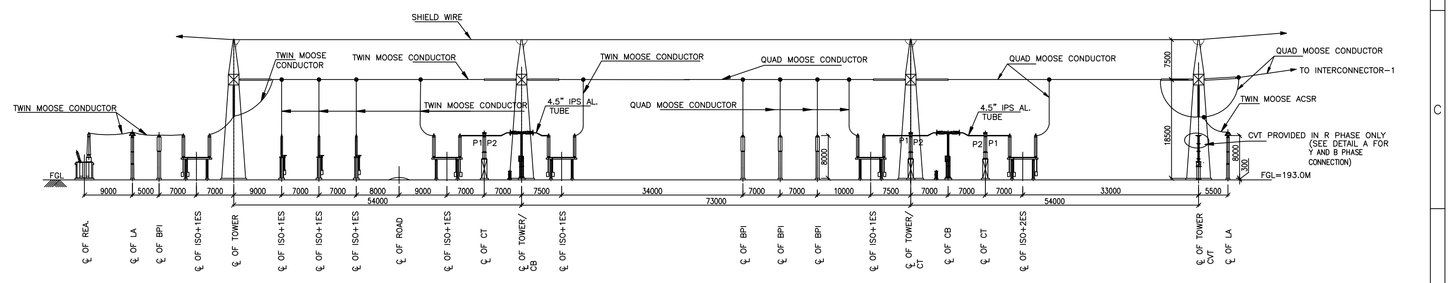

SECTION F-F
BUS-1 REACTOR & INTERCONNECTOR-1

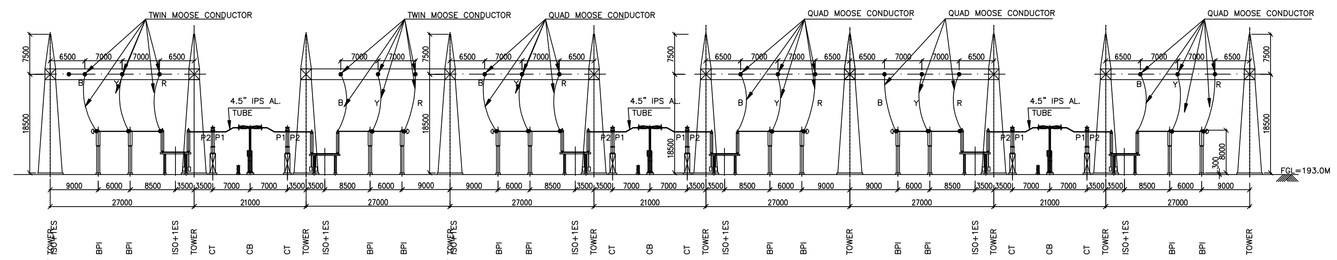

SECTION G-G
TIE BAY GT SIDE & BUS REACTOR

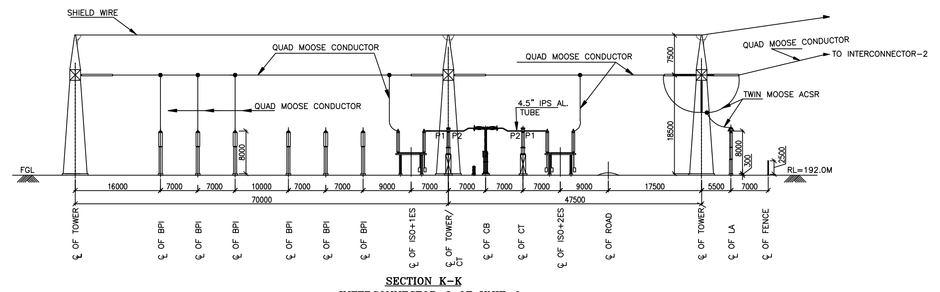

SECTION K-K
INTERCONNECTOR-2 OF UNIT-6

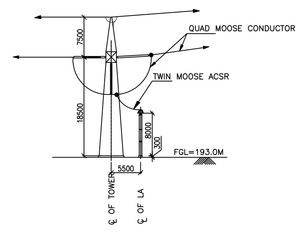

DETAIL-A

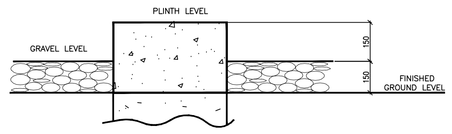

TYPICAL PLINTH LEVEL

LEGEND TABLE

———	PRESENT BHEL SCOPE OF SUPPLY
—·—·—	EXISTING
—··—··—	CUSTOMER SCOPE
	LOCAL CONTROL CABINET OF CB

NOTES:-

1. ALL DIMENSIONS ARE IN mm UNLESS OTHERWISE SPECIFIED.
2. MINIMUM CLEARANCE TABLE (IN AIR)

S. NOS.	DESCRIPTION	UNIT	
1.	PHASE TO PHASE	mm	4100
2.	PHASE TO EARTH	mm	3500
3.	MINIMUM DISTANCE OF THE LOWEST EARTH PART OF INSULATOR SUPPORTING LIVE CONDUCTORS FROM GROUND	mm	2550
4.	SECTION CLEARANCE	mm	6500
5.	HEIGHT OF TUBE/COND. CENTER LINE OF FIRST LEVEL FROM GROUND LEVEL	mm	8300
6.	HEIGHT OF MAIN BUS FROM GROUND LEVEL	mm	8300
7.	PLINTH HEIGHT FROM GROUND LEVEL	mm	300
8.	SUB CONDUCTOR SPACING	mm	450

3. INSULATOR DATA
   A. 400KV DOUBLE TENSION STRING = 31 NOS. ANTI FOG TYPE DISC.
   B. 400KV SINGLE SUSPENSION STRING = 31 NOS. ANTI FOG TYPE DISC.
   C. ELECTRO-MECHANICAL FAILING LOAD PER DISC = 120 kN
   D. CREEPAGE DISTANCE OF INDIVIDUAL DISC = 430MM

REFERENCE DRAWING

SINGLE LINE DIAGRAM FOR 400 kV SURATGARH SUBSTATION – DRG. TB-1-360-510-001
PLOT PLAN DRAWING NO. PE-DG-392-100-M001
LAYOUT OF TRANSFORMER YARD DRAWING NO. PE-DG-392-100-E001
400kV SWITCHYARD LAYOUT PLAN & SECTION DRAWING NO. TCE.5750A-739-GA-3011,P4
400/220kV SWITCHYARD LAYOUT PLAN OF UNIT-6 DRAWING NO. 3VN191103
LAYOUT PALN FOR 400kV S/S AT SURATGARH DRAWING NO. TB-0-360-316-002

REV.	DATE	REASONS FOR REVISION	DRN.	PREPARED BY	CHECKED BY	APPROVED BY
03	13.08.14	AS PER TCE LETTER DATED 27.02.14	RK	SK	SKS	RS
02	05.02.14	AS PER TCE LETTER DATED 29.11.13	RK	SK –SD–	SKS –SD–	RS –SD–
01	04.10.13	AS PER TCE LETTER DATED 16.09.13	RK	SK –SD–	SKS –SD–	RS –SD–

OWNER
RAJASTHAN RAJYA VIDYUT UTPANDAN NIGAM LIMITED

PROJECT
2X660MW THERMAL POWER PLANT,SURAT GARH STAGE -V, UNIT 7 & 8 AT SURATGARH , RAJASTHAN

OWNER'S ENGINEER
TATA CONSULTING ENGINEERS LIMITED

EPC CONTRACTOR
BHARAT HEAVY ELECTRICALS LTD
TRANSMISSION BUSINESS GROUP

DEPT CODE		NAME	SIGN.	DATE
422	DRN	A.S	–SD–	05.08.13
	DESN	SK	–SD–	
	CHD	SKS	–SD–	
	APPD	SS	–SD–	

TITLE
SECTION ELEVATION FOR 400kV S/S AT SURATGARH

CV	ME	EL	I&C			DEPT.	SCALE 1:550	BHEL/SUB VENDOR DRG NO. TB-0-360-316-003
						SIGN		
						DATE		SHT. No 01 OF 01 REV. 03

COMPUTER FILE NAME | REF. DRG. NO. | SIGN. AND DATE | INVENTORY NO

PRODUCED BY AN AUTODESK EDUCATIONAL PRODUCT
The information on this document is the property of BHARAT HEAVY ELECTRICAL LIMITED it must not be used directly or indirectly in any way detrimental to the interest of the company.

PRODUCED BY AN AUTODESK EDUCATIONAL PRODUCT

PRODUCED BY AN AUTODESK EDUCATIONAL PRODUCT