

**4x270 MW - TSGENCO
BHADRADRI TPS (MANUGURU)**

VOLUME – IIB

**TECHNICAL SPECIFICATION
FOR
*SCREENED CONTROL CABLES***

**SPECIFICATION NO: *PE-TS-411-507-E004*
REVISION: 0**



**BHARAT HEAVY ELECTRICALS LIMITED
POWER SECTOR
PROJECT ENGINEERING MANAGEMENT
NOIDA, UP (INDIA) – 201301**



DOCUMENT TITLE

**TECHNICAL SPECIFICATION FOR
SCREENED CONTROL CABLES**

SPECIFICATION NO. PE-TS-411-507-E004

VOLUME II-B

SECTION -

REVISION 0

DATE: 10.04.15

SHEET 1 OF 1

CONTENTS

<u>S. NO.</u>	<u>DESCRIPTION</u>	<u>NO. OF SHEETS</u>
01	COVER SHEET	01
02	CONTENTS	01
03	INSTRUCTIONS TO BIDDERS FOR PREPARING TECHNICAL OFFER	01
04	PREAMBLE	01
05	SECTION – 'A' SCOPE OF ENQUIRY	02
06	SECTION – 'B' PROJECT INFORMATION	04
07	SECTION – 'C' SPECIFIC TECHNICAL REQUIREMENTS	05
08	ANNEXURE-A TO SECTION-C (BOQ)	01
09	ANNEXURE- B-I (CORE IDENTIFICATION/PAIR IDENTIFICATION)	02
10	SECTION – 'D' (STANDARD TECHNICAL SPECIFICATION)	03
11	DATA SHEET-A	05
12	DATA SHEET-C (GUARANTEED TECHNICAL PARTICULARS)	05
13	STANDARD QUALITY PLAN	05
14	ANNEXURE-I TO QUALITY PLAN	04
	TOTAL NO. OF SHEETS	=40

**IT IS CONFIRMED THAT OUR TECHNICAL OFFER COMPLIES WITH THE SPECIFICATION
IN TOTO, & THAT THERE ARE NO TECHNICAL DEVIATIONS.**

BIDDER'S STAMP & SIGNATURE
(REFER INSTRUCTION NO. 1 OF "INSTRUCTIONS TO BIDDERS")



DOCUMENT TITLE

**TECHNICAL SPECIFICATION FOR
SCREENED CONTROL CABLES**

SPECIFICATION NO. PE-TS-411-507-E004

VOLUME II-B

SECTION -

REVISION 0


DATE: 10.04.15

SHEET 1 OF 1

INSTRUCTIONS TO BIDDERS FOR PREPARING TECHNICAL OFFERS

1. Two signed and stamped copies of the following shall be furnished by all bidders as technical offer:
 - a. Unpriced Price Schedule (Annexure-A: BOQ, as enclosed with the specification) with bidder's signature and company stamp.
 - b. A copy of this sheet ("Instructions to Bidders for Preparing Technical Offer"), with bidder's signature and company stamp.
 - c. A copy of previous sheet ("List of Contents"), with bidder's signature and company stamp.
2. No technical submittal such as copies of type test certificates, data Sheets, write-up, drawing, technical literature, etc. is required during tender stage. Any such submission, even if made, shall not be considered as part of offer.
3. Confirmations/ comments (if any) regarding delivery schedules shall be furnished as part of the commercial offer. Any reference elsewhere/ covering letter of technical offer shall not be considered by BHEL.
4. Any comments/ clarifications on technical/ inspection requirements furnished as part of bidder's covering letter shall not be considered by BHEL, and bidder's offer shall be construed to be in conformance with the specification.
5. Any changes made by the bidder in the price schedule with respect to the cable description/ quantities, notes etc. from those given in Annexure-A to Section-C of specification [Bill Of Quantities] shall not be considered (i.e., technical description, quantities, notes etc. as per specification shall prevail).

BIDDER'S STAMP & SIGNATURE

	DOCUMENT TITLE TECHNICAL SPECIFICATION FOR SCREENED CONTROL CABLES	SPECIFICATION NO. PE-TS- 411-507-E004	
		VOLUME II B	
		SECTION	
		REVISION 0	DATE: 10.04.15
		SHEET 1 OF 1	

PREAMBLE

1 The Tender documents contain three (3) volumes. The bidder shall meet the requirements of all three volumes.

1.1 **VOLUME - I** **CONDITIONS OF CONTRACT**

This consists of four parts as below:

Volume – IA This part contains Instructions to bidders for making bids to BHEL.

Volume – IB This part contains General Commercial Conditions of the Tender & includes provision that vendor shall be responsible for the quality of item supplied by their sub-vendors.

Volume – IC This part contains Special Conditions of Contract.

Volume – ID This part contains Commercial Conditions for Erection & Commissioning site work, as applicable.

1.2 **VOLUME – II** **TECHNICAL SPECIFICATIONS**

Technical requirements are stipulated in Volume – II, which comprises of:-

Volume – IIA General Technical Conditions.

Volume – IIB Technical Specification including Drawings, if any.

1.3 **VOLUME – IIB**

This volume is sub-divided in to following sections:-

Section – A: This section outlines the Intent of Specification.

Section – B: This section provides "Projection Information".

Section – C: This section indicates Technical Requirements specific to Contract, not covered in Section – D.

Section – D: This section comprises of Technical requirements specific to Contract.

Data Sheet-A: Specific data and other requirements pertaining to the equipments.

Data sheet–C: Indicates data / documents to be furnished after the award of Contract as per agreed schedule by the vendor (as applicable)

1.4 **VOLUME – III** **TECHNICAL SCHEDULES (If Applicable)**

This volume contains Technical Schedule and Data Sheets–B, which are to be duly filled by bidder and the same shall be furnished with the technical bid.

2.0 This requirements mentioned in Section – C / Data Sheet – A of Section – D shall prevail and govern in case of conflict between the same and the corresponding requirements mentioned in the descriptive portion in Section – D



DOCUMENT TITLE

**TECHNICAL SPECIFICATION FOR
SCREENED CONTROL CABLES**

SPECIFICATION NO. PE-TS-411-507-E004

VOLUME II-B

SECTION A

REVISION 0

DATE: 10.04.15

SHEET 1 OF 2

SECTION – 'A'

SCOPE OF ENQUIRY



DOCUMENT TITLE

**TECHNICAL SPECIFICATION FOR
SCREENED CONTROL CABLES**

SPECIFICATION NO. PE-TS-411-507-E004

VOLUME II-B

SECTION A

REVISION 0

DATE: 10.04.15

SHEET 2 OF 2

SCOPE OF ENQUIRY

- 1.0 This specification covers the design, manufacture, inspection and testing at manufacturer's works, proper packing and delivery to site of **Screened Control Cables** as mentioned in different sections of this specification for **4X270 MW BHADRADRI TPS – TSGENCO**.
- 2.0 It is not the intent to specify herein all the details of design & manufacture. However, the equipment shall conform in all respects to high standards of design, engineering and workmanship and shall be capable of performing in continuous commercial operation up to bidder's guarantee.
- 3.0 The general terms and conditions, instructions to bidders and other attachment referred to elsewhere are hereby made part of the Technical Specification.
- 4.0 The bidders shall be responsible for and governed by all requirements stipulated hereinafter.
- 5.0 Requirements of the specification including the QP shall be agreed upon for total compliance by bidders without any deviations. Price offers of only those bidders complying with this requirement shall be acceptable
- 6.0 The documents shall be in English language and MKS system of units.



DOCUMENT TITLE

**TECHNICAL SPECIFICATION FOR
SCREENED CONTROL CABLES**

DOC. NO. PE-TS-411-507-E004

VOLUME II B

SECTION B

REVISION 0

DATE: 10.04.15

SHEET

1 of 1

SECTION - 'B'

PROJECT INFORMATION

PROJECT INFORMATION 4X270 MW BHADRADRI TPS

INTRODUCTION

4x270 MW Bhadradi TPS is being set up by Telangana State Electricity Corporation Limited (TSGENCO) at Manuguru in the district of Khammam, Telangana, India.

The Bidder shall acquaint himself by a visit to the site, if felt necessary, with the conditions prevailing at site before submission of the bid. The information given here in under is for general guidance and shall not be contractually binding on BHEL /Owner. All relevant site data /information as may be necessary shall have to be obtained /collected by the Bidder.

APPROACH TO SITE

The distance from Manuguru to Major cities in state: Hyderabad-345KM, Warangal-180km, Bhadrachalam-38km, Kothagudem-70km and Khammam-130km, Vijayawada-195km.

District: KHAMMAM

State: TELANGANA

Nearest Airport: The nearest airport is Vijayawada Airport but the most used airport is the Hyderabad International Airport.

Nearest Railway Station: Manuguru railway station is 10KM from nearby town. However Warangal/Vijaywada railway Station is major railway station near to Manuguru.

PROJECT INFORMATION 4X270 MW BHADRADRI TPS

1. **Owner** TSGENCO

2. **Owner Consultant** DESEIN PRIVATE LIMITED, NEW DELHI

3. **Project Title** 4X270 MW Bhadradri TPS

4. **Location** 16 Km from Manuguru Railway station

5. **Nearest Railway Stn.** Manuguru

6. Temperature

a. Mean daily minimum ambient temperature during oldest month of the year=11.5 Deg.C

b. Mean daily minimum ambient temperature during hottest month of the year=45.1 Deg.C

7. Rainfall

Intensity of rainfall @ 80 mm/hr considering heaviest fall in 24 hrs

8. Wind Data

a. Basic wind speed at 10m height

44 m/sec

b. Wind pressure As per IS: 875 Part III- 1987

9. **Seismic Zone** Zone III as defined in IS:1893 (part-1)-2002 according to Indian Standard Seismic Zoning Map

10.0	Power Supply The power supplies for distribution and auxiliaries shall be as under:	
	a) In plant generation	16.5kV $\pm 5\%$, 3ph, 50Hz $\pm 5\%$, high resistance earthed.
b)	MV distribution	6.6kV $\pm 6\%$, 3ph, 3w , 50 Hz, + 5 % to - 5%, Non-effectively earthed
c)	LT distribution	415V $\pm 10\%$, 3ph, 4 W, 50 Hz + 5% to -5%, Effectively earthed
	d) Motor rated above 160kW	6.6kV $\pm 6\%$, 3 ph 50Hz +5% to -5%.
	e) Motor rated 160kW and below all motorized actuators.	415V $\pm 10\%$, 3 ph, 50Hz +5% to -5%.
	f) For motors equal and below 30kW winding heating	24V AC $\pm 10\%$, 50 Hz %, [to be generated in 415V switchgear by vendor]
g)	DC Motors	220V DC + 10% to - 15 % , 2 wire ungrounded system

PROJECT INFORMATION 4X270 MW BHADRADRI TPS

	h) Control supply for relay panel breakers/415V breakers and DC lighting.	6.6kV emergency	220V DC + 10% to - 15 %, 2 wire ungrounded system
	i) UPS for instrumentation & Control system		240V AC ± 1 %, 1 ph ,50Hz ± 0.5 % 2 Wire AC system
	j) Control supply for 415V Motor contactors/AC Control circuits [to be generated in MCC /panel by vendor]		110V AC ± 10 %, 50Hz + 5% to -5%.
	k) Diesel Generator emergency supply		415V ± 10 %, 3ph,3 W, 50Hz +5%to -5%.
11.0	Fault levels		
a)	400kV		40kA rms for 1 sec
b)	6.6kV		40 kA rms for 1 sec.
	c) 415V		50 kA rms for 1 sec.
	d) DC Supply		25 kA



DOCUMENT TITLE

**TECHNICAL SPECIFICATION FOR
SCREENED CONTROL CABLES**

SPECIFICATION NO. PE-TS-411-507-E004

VOLUME II-B

SECTION - C

REVISION 0

DATE: 10.04.15

SHEET 1 OF 5

SECTION – 'C'

SPECIFIC TECHNICAL REQUIREMENTS



DOCUMENT TITLE

**TECHNICAL SPECIFICATION FOR
SCREENED CONTROL CABLES**

SPECIFICATION NO. PE-TS-411-507-E004

VOLUME II-B

SECTION - C

REVISION 0

DATE: 10.04.15

SHEET 2 OF 5

1.0 SCOPE OF ENQUIRY

- 1.1 This enquiry covers the supply of the **screened control cables** conforming to this specification.
- 1.2 General technical requirements of the cables are indicated in Section-D and Datasheet-A. Project specific technical/ quality requirements/ changes are listed below.
- 1.3 Cables shall conform in all respects to the requirements stipulated in all the above parts of the specification.
- 1.4 The stipulations of Section-C, followed by those of Datasheet-A shall prevail in case of any conflict between the stipulations of Section-C, Datasheet-A and Section-D.

2.0 BILL OF QUANTITIES:

- 2.1 Quantity requirements shall be as per Annexure-A enclosed with this section.
- 2.2 The bidder shall indicate the unit price of each type and size of cables listed as per the BOQ enclosed with this specification. The unit prices shall apply for adjustment of variation in quantity as stipulated above. (Type Test charges to be included in price of cable.)
- 2.3 The cable quantities will be released for manufacture in more than one lot. Ordered quantities, which are indicated in the Bill of Quantities, shall be released for manufacture along with LOI. Manufacturing of Lot-I cables shall be done after the approval of technical and quality documentation and supplies shall be completed within delivery time as per NIT. Subsequent lots shall be cleared for manufacture based on progress of engineering and site requirements.
- 2.4 Delivery schedule for the package shall be given separately to the bidders for compliance.
- 2.5 Bidder's offer shall be for complete scope as per specification. Part offers are not acceptable.

3.0 SPECIFIC TECHNICAL REQUIREMENTS

3.1 Specific technical requirements shall be as listed below:

3.1.1 Technical:

S. No.	Reference Clause No. of Section D (if any)	Specific Requirement/ Change
1	2.4.1 b, c & d	May be read as - 2.4.1 (b). Additionally "The type tests are required to be conducted as indicated in Annexure to QAP and the same shall be offered for inspection (conduction of type tests shall be witnessed by BHEL). Bidder to indicate unit price of cables inclusive of type test charges. No separate charges shall be payable for type tests.
2	2.4.1 e	Refer S. No. 1 above.
3	4.1	Two signed and stamped copies of the following shall be furnished by all bidders as technical offer : (i) Un-priced Price Schedule Annexure-A as enclosed with the specification) with bidder's signature and company stamp. (ii) A copy of "Instruction to Bidders for Preparing Technical Offer" sheet, with bidder's



DOCUMENT TITLE

**TECHNICAL SPECIFICATION FOR
SCREENED CONTROL CABLES**

SPECIFICATION NO. PE-TS-411-507-E004

VOLUME II-B

SECTION - C

REVISION 0

DATE: 10.04.15

SHEET 3 OF 5

		signature and company stamp. (iii) A copy of "List of Contents" sheet, with bidder's signature and company stamp. <u>No other documentation is required to be submitted as technical offer. Any information contained in other parts of the offer (e.g. covering letter, annexure, etc.) which is deviating from specification requirements in any way shall not be considered by BHEL as part of offer.</u>
--	--	--

3.1.2: Quality/ Inspection:

S. No.	Reference Clause No. of Section D (if any)	Specific Requirement/ Change
1	2.2	QP (Including Annexure to QAP) enclosed with spec. shall be stamped and signed by bidders as token of acceptance. The QP shall be submitted during contract stage for customer/BHEL approval without any commercial implications to BHEL.
2	2.4.1(d)	All Tests shall be conducted as per contract. Conduction of Testing requirements mentioned in datasheet-A & Annexure to QAP.

3.1.3. Non-returnable wooden drum to be constructed from seasoned wood free from defects with wood preservative applied to the entire drum and Outermost layer covered with waterproof paper. Entire surface of the cable drum shall be painted.

4.0 SPECIFIC QUALITY ASSURANCE REQUIREMENTS

4.1 Quality Plan applicable for project:

BHEL Standard Quality Plan no. PE-QP-999-507-E004, R0 (Enclosed with specification).

4.2 Cables supplied shall be subjected to type tests, routine tests and acceptance tests as specified below and according to relevant standards.

4.3 Type, Acceptance & Routine Test Requirements:

- i. Refer Quality Plan and Annexure-I of Quality plan for Type tests, Acceptance tests & Routine tests requirement.
- ii. Minor changes in the final Type Test Procedures (which shall be to BHEL approval during contract stage) shall be acceptable to Vendor without any commercial implication.

5.0 Bidders shall confirm total compliance to specification without any deviations from the technical/ quality assurance requirements.

6.0 The list and schedule of deliverables to be submitted by successful bidder shall be as Annexure- B.

7.0 Document distribution schedule for the project shall be as per Annexure-C



DOCUMENT TITLE

**TECHNICAL SPECIFICATION FOR
SCREENED CONTROL CABLES**

SPECIFICATION NO. PE-TS-411-507-E004

VOLUME II-B

SECTION - C

REVISION 0

DATE: 10.04.15

SHEET 4 OF 5

ANNEXURE-B

By Successful Bidder (for approval during contract stage) [Document No. & title as given below]

SCREENED CONTROL CABLES

SL. No.	DOCUMENT TITLE	DWG. / DOCUMENT No.	SUBMISSION SCHEDULE
1	Data Sheet for Screened Control Cables	PE-V0-411-507-E141	Within Two weeks from the date of LOI
2 C	Cross-sectional Drawings for Screened Control Cables	PE-V0-411-507-E143	Within Two weeks from the date of LOI
3	Type Test Procedure for Screened Control Cables	PE-V0-411-507-E142	Within Two weeks from the date of LOI
4	Quality Plan for Screened Control Cables	PE-V0-411-507-E916	Within Two weeks from the date of LOI
5	Type Test Reports for Tests conducted in last five years	PE-V0-411-507-E145	Within Two weeks from the date of LOI
6	Type Test Reports for Tests conducted for this contract	PE-V0-411-507-E144	Within a week from the date of conduction of Type Test



DOCUMENT TITLE

**TECHNICAL SPECIFICATION FOR
SCREENED CONTROL CABLES**

SPECIFICATION NO. PE-TS-411-507-E004

VOLUME II-B

SECTION - C

REVISION 0

DATE: 10.04.15

SHEET 5 OF 5

ANNEXURE-C

S. No.	Drawings and documents	Soft and Hard Prints
1.0	DRAWING FOR APPROVAL	
A	For approval	Soft+2 Hard Print
B	For customer approval	Soft+2 Hard Print
C	For final distribution	Soft+2 CD +5 Hard Print
2.0	DRAWING FOR REFERENCE	
A	For reference	Soft+2 Hard Print
B	For final distribution	Soft+2 CD+5 Hard Print
3.0	CERTIFICATE, REPORTS ETC.	Soft+2 Hard Print
4.0	AS BUILT DRAWINGS (IF REQUIRED)	Soft+2 CD+8 Hard Print
5.0	O&M MANUAL	
A	Draft for approval	Soft +3 CD+ 5 Hard Print
B	For final distribution	Soft +3 CD + 8 Hard Print
6.0	QUALITY PLAN / Field quality plan / PG test	Soft + 2 Hard Print

	DOCUMENT TITLE	SPECIFICATION NO. PE-TS- 411-507-E003		
		VOLUME II B		
		SECTION C		
		REVISION 0	DATE: 10/04/2015	
		SHEET		
TECHNICAL SPECIFICATION FOR SCREENED CONTROL CABLES				

4 X 270 MW BHADRADRI TPS - TSGENCO (MANUGURU)

**ANNEXURE - A
BOQ-CUM-PRICE SCHEDULE FOR SCREENED CONTROL CABLE**

1.0) MAIN SUPPLY

1.1) Individual & Overall Screened Cable (Type-F)

1100V grade twisted paired cable with stranded high conductivity annealed, tinned electrolytic copper extruded PVC insulation (Type-A), individual & overall screened with Aluminium Mylar tape & drain wire, extruded PVC inner sheath (Type ST1) Galvanised steel round wire(if dia under armour is upto 13 mm) or formed wire(if dia under armour is more than 13 mm) armour as per IS 3975 and IS 1554 Part-I, with overall FRLS PVC outer sheath (Type ST1), generally conforming to IS:1554 Part-I (latest)

S.No.	Item Code	Item Description	UOM	Order Quantity	LOT-1 Quantity	Unit Price (Ex-Works) Rs	Total Price (Ex-Works) Rs
1.1.1	507-31009-A	1.1kV TYPE F(IO) 4P - 0.5 ARMoured	KM	263	184		
1.1.2	507-31013-A	1.1kV TYPE F(IO) 8P - 0.5 ARMoured	KM	122	85		
1.1.3	507-31001-A	1.1kV TYPE F(IO) 12P - 0.5 ARMoured	KM	61	43		
1.1.4	507-31005-A	1.1kV TYPE F(IO) 20P - 0.5 ARMoured	KM	40	28		

1.2) Overall Screened Cable (Type-G)

1100V grade twisted paired cable with stranded high conductivity annealed, tinned electrolytic copper extruded PVC insulation (Type-A), overall screened with Aluminium Mylar tape & drain wire, extruded PVC inner sheath (Type ST1) , Galvanised steel round wire(if dia under armour is upto 13 mm) or formed wire(if dia under armour is more than 13 mm) armour as per IS 3975 and IS 1554 Part-I, with overall FRLS PVC outer sheath (Type ST1), generally conforming to IS:1554 Part-I (latest)

S.No.	Item code	Item Description	UOM	Order Quantity	LOT-1 Quantity	Unit Price (Ex-Works) Rs	Total Price (Ex-Works) Rs
1.2.1	507-31025-A	1.1kV TYPE G(O) 2P - 0.5 ARMoured	KM	165	116		
1.2.2	507-31029-A	1.1kV TYPE G(O) 4P - 0.5 ARMoured	KM	210	147		
1.2.3	507-31033-A	1.1kV TYPE G(O) 8P - 0.5 ARMoured	KM	363	254		
1.2.4	507-31017-A	1.1kV TYPE G(O) 12P - 0.5 ARMoured	KM	78	55		

Notes : (Applicable for main supply)

- 1 Quantities indicated above at **S. No. 1.1 & 1.2** shall be known as Order Quantities. The variation in quantities of all sizes for **Main supply (S. No. 1.1 & 1.2)** put together shall be limited to (-) 30% to (+) 30% of the total contract value derived on the basis of the Ordered quantities for this very project.
- 2 The quantities will be released for manufacture in more than one lot.
- 3 The LOT-1 quantities, which are indicated above, shall be released for manufacture along with LOI. However, manufacturing of LOT-1 quantities shall be done after the approval of technical and quality documentation. Subsequent lots shall be cleared for manufacture based on progress of engineering and site requirements.
- 4 Delivery schedule of LOT-1 and subsequent lots shall be as per NIT.
- 5 The bidder shall indicate the unit price of each type and size of cables listed as per the BOQ in the Price Schedule. The unit price shall apply for adjustment of variation in quantity as stipulated above.
- 6 Overall variation on dispatched quantity of each size shall be (-) 2% and (+) 0%. Cables consumed for testing and inspection shall be to bidder's account.
- 7 Standard drum length shall be 1000 metres upto 12P and 500 metres for 20P. The tolerance of drum length shall be +/- 5%. Short lengths of individual cable size not less than 300m may be accepted only in the final drum length to complete the supply within the overall variation limit stipulated above.
- 8 In case of the quantities of any one lot cleared by BHEL for manufacturing are manufactured and offered for inspection by successful bidder in more than one batch, BHEL reserves the right to witness type testing on all batches without any price implications.
- 9 Type Test charges are deemed to be included in price of cables. No separate Type Test charges to be quoted by bidder.



TITLE :

TECHNICAL SPECIFICATION FOR

SCREENED CONTROL CABLES

SPECIFICATION NO.

PE-TS-411-507-E004

VOLUME NO. IIB

SECTION: C

REV NO. : 0 DATE 10.04.2015

SHEET: 1 OF 2

ANNEXURE: B-I

**CORE IDENTIFICATION / PAIR
IDENTIFICATION**



TITLE :
**TECHNICAL SPECIFICATION FOR
 SCREENED CONTROL CABLES**

SPECIFICATION NO.
PE-TS-411-507-E004

VOLUME NO. IIB

SECTION: C

REV NO. : 0 DATE 10.04.2015

SHEET: 2 OF 2

ANNEXURE: B-I

The cable cores shall be colour coded as mentioned below:

PAIR	CORE	COLOUR
1 st	1 st	Blue
1 st	2 nd	Red
2 nd	1 st	Grey
2 nd	2 nd	Yellow
3 rd	1 st	Green
3 rd	2 nd	Brown
4 th	1 st	White
4 th	2 nd	Black

Each four pair is laid to form one unit and wound with Mylar tape. The cores of each unit shall then be identified by colour bands for cables of more than 4-pair. Eg. A II eight cores of the first unit shall have a single band of pink color (preferably rose pink).

Unit No No.	COLOUR OF BANDS	BAND MARKS
1.	PINK	= === ==
2.		= ===== ==
3.		= ===== ==
4.		= ===== ==
5.	ORANGE	= === ==
6.		= ===== ==
7.		= ===== ==
8.		= ===== ==
9.	VIOLET	= === ==
10.		= ===== ==
11.		= ===== ==
12.		= ===== ==

The dimension L (distance between the markings) shall be limited to 50 mm. The bands shall be neat and cover at least 2/3 of the periphery of the core.

Eg: A grey wire having 3 orange bands is the first core of the second pair of the Seventh unit.



DOCUMENT TITLE

**TECHNICAL SPECIFICATION FOR
SCREENED CONTROL CABLES**

SPECIFICATION NO. PE-TS- 411-507-E004

VOLUME II B

SECTION D

REVISION 0

DATE: 10.04.15

SHEET 1 OF 3

SECTION – 'D'

STANDARD TECHNICAL SPECIFICATION



DOCUMENT TITLE

**TECHNICAL SPECIFICATION FOR
SCREENED CONTROL CABLES**

SPECIFICATION NO. PE-TS- 411-507-E004

VOLUME II B

SECTION D

REVISION 0

DATE: 10.04.15

SHEET 2 OF 3

1.0 TECHNICAL REQUIREMENTS

1.1 Technical requirements for Screened control cables shall be as indicated in this section, in addition to those specified in Section- C and Datasheet-A as attached for project specific requirements.

2.0 QUALITY ASSURANCE REQUIREMENTS

2.1 Bidder shall confirm compliance with the BHEL Quality Plan as attached with the specification without any deviations.

2.2 In the event of BHEL Quality Plan not being applicable for a project (as indicated in section-C of the project specification), the successful bidder shall submit the Manufacturing Quality Plan (MQP) for approval by BHEL/ Owner (as applicable) during detailed engineering stage without any commercial implications.

2.3 Bidders shall submit their list of proven sub-vendors for raw materials, which will be subject to BHEL/ Customer approval.

2.4 Type testing requirements and routine/ acceptance testing requirements shall be as detailed below.

2.4.1 Type Tests on Cables

- a. All cables to be supplied shall conform to type tests as per relevant standards and proven type.
- b. The bidder shall furnish the reports of all the type tests carried out in within last five years of the date of bid opening. These reports should be for the tests conducted either in government approved third party laboratory or witnessed by client (such as major utilities/ industries) on identical/ similar cables to those ordered under this contract.
- c. In case bidder is not able to submit report of type test(s) conducted in last five years, or in case type tests report(s) are not found to be meeting the specification/ relevant standard requirements, then all such tests shall be conducted under this contract by the bidder free of cost to BHEL, and reports shall be submitted for approval. No charges shall be paid for testing under such circumstances.
- d. Irrespective of the bidder furnishing type test report as indicated above, BHEL may get type tests conducted on the lots offered for inspection. Separate price shall be quoted for the conduction of type testing per lot, which shall be used for cost comparison. A maximum of three lots shall be considered for price comparison purposes on account of type testing. However, type-testing charges shall be paid as per type test conducted.
- e. Minor changes in the final Type Test Procedures (which shall be to approval during contract stage) shall be without any commercial implication.

2.4.2 Routine and Acceptance Tests

- a. Routine testing shall be conducted in line with the applicable standards and as per the Manufacturing Quality Plan approved for the project for every lot offered for inspection.
- b. Acceptance tests shall be conducted on every lot offered for inspection as per details indicated in Datasheet A.
- c. Cost of conduction of routine and acceptance testing shall be deemed to have been included in the quoted supply prices.

2.4.3 Cost of cables consumed for testing shall be to bidder's account.



DOCUMENT TITLE

**TECHNICAL SPECIFICATION FOR
SCREENED CONTROL CABLES**

SPECIFICATION NO. PE-TS- 411-507-E004

VOLUME II B

SECTION D

REVISION 0

DATE: 10.04.15

SHEET 3 OF 3

3.0 Packing

3.1 Cables shall be supplied in non-returnable heavy construction drums. All wooden parts shall be manufactured from seasoned wood treated with copper naphthenates/ zinc naphthenates (refer IS: 401). All ferrous parts shall be treated with suitable rust protective finish or coating to avoid rusting during transit and storage. BIS certification mark shall be stamped on each cable drum.

4.0 PROJECT SPECIFIC TECHNICAL AND QUALITY DOCUMENTATION TO BE SUBMITTED

4.1 By All Bidders (**PLEASE REFER CLAUSE 3.1.1 at sl. No. 3, SECTION-C OF TECHNICAL SPECIFICATION**)

As technical offer:


- a. A copy of Section B (Project Information) as enclosed with enquiry with bidder's signature and company seal.
- b. A copy of Section C (Project Specific Technical Requirements) as enclosed with enquiry with bidder's signature and company seal.
- c. A copy of Annexure-A to Section-C, Bill of Quantities as enclosed with enquiry with bidder's signature and company seal.
- d. A copy of Datasheet-A as enclosed with enquiry with bidder's signature and company seal.

No other documentation is required to be submitted as technical offer. Any information contained in other parts of the offer (e.g. covering letter, annexures, etc.) which is deviating from specification requirements in any way shall not be considered by BHEL as part of offer.

4.2 By Successful Bidder (for approval during contract stage)

(PLEASE REFER CLAUSE 7 SECTION-C OF TECHNICAL SPECIFICATION)

- a. Datasheet C in the format provided to the successful bidder along with LOI.
 - b. Cross-section drawings of the cables
 - c. Manufacturing Quality Plan in case BHEL SQP is not applicable.
 - d. List of sub-vendors/ suppliers of raw materials
 - e. Type test procedure
 - f. Field Quality Plan
 - g. Technical catalogues/ literature for the cables.
- 4.3 Two copies of the above documentation shall be submitted for first review. Number of copies to be submitted for second and subsequent submissions (till Cat-I approval is accorded), and those for final distribution prints of approved documentation and test certificates shall be as indicated separately in section C.
- 4.4 Wherever required, soft copy of all approved technical/ quality documentation shall be submitted as specified without any additional commercial implication. Soft copies may be required both in native file format (e.g. MS Word/ MS Excel) as well as PDF files.

	DOCUMENT TITLE TECHNICAL SPECIFICATION FOR SCREENED CONTROL CABLES	SPECIFICATION NO. PE-TS-411-507-E004	
		VOLUME II-B	
		SECTION - Data sheet- A	
		REVISION 0	DATE: 10.04.2015
		SHEET 1 OF 5	

DATA SHEET-A
SPECIFIC TECHNICAL REQUIREMENTS

1.0 Type of cable : FRLS SCREENED CONTROL CABLES

2.0 Standards Applicable :

S. No.	STANDARD	APPLICATION
1	IS-1554-I	General Construction & tests for cables.
2	IS-694	For insulation thickness.
3	SEN-SS-424-1475, IEC-60332 Part 1	Flammability Tests
4	ASTMD-2843, ASTMD-2863, IEC-754 Part-1	FRLS Tests

3.0 Voltage grade : 1.1 kV

4.0 CONDUCTOR

a) Material : High conductivity multi stranded annealed tinned electrolytic Copper

b) Conductor size : 0.5 sq. mm.

c) Strands / Size : 7/0.3 mm.

5.0 INSULATION

a) Material : PVC Type A as per IS- 1554 Part-I & IS- 5831


b) Application : Extruded Y 13

c) Insulation thickness : 0.6 mm (nominal)

6.0 ARMOURING

a) Material : Galvanized steel round wire / stripped wire as per IS-3975 & IS-1554 Part-I

b) Minimum coverage : 90%

	DOCUMENT TITLE TECHNICAL SPECIFICATION FOR SCREENED CONTROL CABLES	SPECIFICATION NO. PE-TS-411-507-E004	
		VOLUME II-B	
		SECTION - Data sheet- A	
		REVISION 0	DATE: 10.04.2015
		SHEET 2 OF 5	

c) Breaking load of joints : 95% of normal armour

d) Method of jointing : Welding

7.0 LAYING OF CORES

a) Min. number of twist per Metre for paired cables. : 20

b) Maximum lay of individual twisted pair : 50 mm

8.0 IDENTIFICATION OF CORES : As per attached Annexure-B-I

9.0 INDIVIDUALLY SCREENED

a) Material : Aluminium-Mylar tape

b) Coverage : 100%

c) Overlap : Minimum 20%

d) Min. thickness (Micron): 28 micron

10.0 OVERALL SCREENED

a) Material : Aluminium-Mylar tape

b) Coverage : 100%

c) Over lap : Minimum 20%


d) Min. thickness (Micron) : 55 micron

11.0 DRAIN WIRE

To be provided separately for individual pair shield (wherever applicable) and overall shield.

a) Material : Annealed tinned copper drain wire

b) Size : 0.5 sq. mm, 7 Strands

	DOCUMENT TITLE TECHNICAL SPECIFICATION FOR SCREENED CONTROL CABLES	SPECIFICATION NO. PE-TS-411-507-E004	
		VOLUME II-B	
		SECTION - Data sheet- A	
		REVISION 0	DATE: 10.04.2015
		SHEET 3 OF 5	

12.0 BEDDING

a) Material : Mylar tape.

13.0 INNER SHEATH

- a) Material : Extruded PVC Type ST1 as per IS- 1554-PART-1
- b) Whether FRLS : NO
- c) Fillers : Acceptable
- d) Material of fillers : Same as inner sheath
- e) Method of application
- i) With fillers : Pressure / Vacuum Extrusion
- ii) With out fillers : Pressure Extrusion
- f) Inner sheath Thickness: As per IS-1554 Part-1

14.0 FILLERS


a) Fillers : Non hygroscopic with FRLS property

15.0 OUTER SHEATH


- a) Material : Extruded PVC Type ST1 as per IS- 5831
- b) Thickness : As per IS-1554 Part-1
- c) Application : Extruded Y 13
- d) Colour : Black
- e) Whether FRLS : YES

16.0 FRLS/ FLAMMABILITY TESTS

a) Oxygen Index : 29% Minimum as per ASTM D 2863

	DOCUMENT TITLE TECHNICAL SPECIFICATION FOR SCREENED CONTROL CABLES	SPECIFICATION NO. PE-TS-411-507-E004	
		VOLUME II-B	
		SECTION - Data sheet- A	
		REVISION 0	DATE: 10.04.2015
		SHEET 4 OF 5	

- b) Temperature Index : 250 °C Minimum as per ASTM D 2863
- c) Acid gas generation : less than 20% by weight (As per IEC-754-1)
- d) Average area under curve (Smoke density rating) : Not more than 60% (As per ASTM D 2843)
- e) Flammability Test : As per IEC-60332-1, IEEE-383 & Swedish Chimney SS-424-1475, class F3
- 17.0 Rodent & Termite Test : Few chippings of PVC compound are slowly ignited in a porcelain dish in a muffle furnace at about 600 deg. C. The resulting ignited ash is boiled with a little ammonium acetate solution (10%). A drop of aqueous sodium sulphide solution is placed on a thick filter paper and it is allowed to soak. The spot is touched with a drop of above extract. A black spot indicates the presence of anti-termite & rodent compound.
- 18.0 TOLERANCE ON OVERALL DIAMETER : ± 2mm max. over the declared value in Technical Data Sheet
- 18.0 VARIATION IN DIA & OVALITY AT ANY CROSS-SECTION : Not more than 1 mm.
- 19.0 DRUM LENGTH
- a) Standard drum length : 1000 metres up to 12P & 500 metres for 20P
- b) Tolerance on drum length : +/- 5%
- 20.0 MARKING
- a) Progressive sequential Length marking to be provided on outer sheath : YES @ 1 m by printing / embossing
- b) Progressive marking @ 5 m : Manufacturer's name or trade mark, voltage grade, Year of manufacture, Type of insulation, Type of cable(F/G), Type of outer sheath e.g. "FRLS" etc., ISI mark, Nominal cross sectional area of conductor and number of pairs by embossing. Customer name i.e. 'BHEL-PEM & 'TSGENCO' shall also be marked @ 5 metre.

	DOCUMENT TITLE TECHNICAL SPECIFICATION FOR SCREENED CONTROL CABLES	SPECIFICATION NO. PE-TS-411-507-E004	
		VOLUME II-B	
		SECTION - Data sheet- A	
		REVISION 0	DATE: 10.04.2015
		SHEET 5 OF 5	

21.0 TECHNICAL PARAMETERS (C & I) As per Table below

STANDARD CABLE PARAMETERS FOR INSTRUMENTATION CABLE

Parameter	0.5 mm ² (IS & OS) type-F	0.5 mm ² (OS) type-G
Mutual Capacitance (max.) at 0.8 kHz, nF/Km	120	100
Conductor Loop Resistance (max.), Ohm/Km	73.4	73.4
Insulation Resistance (min), M Ohm/ Km	100	100
Cross Talk attenuation (min) at 0.8kHz, dB	60	60
Characteristic impedance (max.) at 1 kHz	320	340
Attenuation (max.) at 1 kHz db/Km	1.2	1.2

Note:

1. Cable parameters indicated above are at 20 degC (+/- 3 degC)

22.0 Test voltage & duration

- (a) High Voltage Test, AC & DC Tests
- | | |
|----------------|------------------|
| Core to core | : 2 KV for 1 min |
| Core to shield | : 2 KV for 1 min |



DOCUMENT TITLE

**TECHNICAL SPECIFICATION FOR
SCREENED CONTROL CABLES**

SPECIFICATION NO. PE-TS- 411-507-E004

VOLUME II B

SECTION

REVISION 0

DATE: 10.04.15

SHEET 1 OF 1

DATA SHEET-C

STANDARD SPECIFICATION - DATASHEET-C(FOR SCREENED CONTROL CABLES)
(TO BE SUBMITTED BY SUCCESSFUL BIDDER)

S.No.	Particulars	Unit	Description
1	Manufacturer's name	-	
2	Reference design standards	-	
3	Conductor size	sq. mm	
4	Rated Voltage	V	
5	Number of pairs	No.	
6	Cable suitable for both earthed & unearthed system	-	
7	Conductor		
	a) Material	-	
	b) Reference Standard	-	
	c) Grade	-	
	d) No. of strands	No.	
	e) Diameter of strands (nom.)	mm	
	f) Approx. dia of conductor	mm/	
	g) Maximum conductor resistance per Km at 20°C	sq. mm	
8	Insulation	ohm	
	a) Reference Standard	-	
	b) Material composition	-	
	c) Minimum thickness	mm	
	d) Nom. Thickness	mm	
	e) Max. thickness	mm	
	f) Minimum volume resistivity as pre IS 5831	Ohm cm	
	g) Dielectric constant	-	
	h) The insulation will withstand conductor operating temp. of 85°C	-	
	i) Core diameter including insulation	mm	

VENDORS DOCUMENT NO:
BHEL DOCUMENT NO.
REV. NO. DATE

VENDORS SIGNATURE STAMP

SHEET OF 5

STANDARD SPECIFICATION - DATASHEET-C(FOR SCREENED CONTROL CABLES)
(TO BE SUBMITTED BY SUCCESSFUL BIDDER)

S.No.	Particulars	Unit	Description
9	Core laying		
	a) Whether cores are twisted.	-	
	b) Maximum lay of twist	mm	
10	Individual Shield		
	a) Material	-	
	b) Thickness of tape	mm	
	c) Coverage/ Overlap	%	
	d) Noise interference better than	dB	
11	Drain wire for individual shield		
	a) Reference standard	-	
	b) Size/ No. of strands	sq. mm/ no.	
	c) Material	-	
	d) Resistance of drain wire per km at 20 deg.C	ohm	
12	Overall shield		
	a) Material	-	
	b) Thickness of tape	mm	
	c) Coverage/Overlap	%	
	d) Noise interference better than	dB	
13	Drain wire for overall shield		
	a) Reference standard	-	
	b) Size/ No.of strands	sq. mm/ no.	
	c) Material	-	
	d) Resistance per Km at 20°C	Ohm/ km	
14	Fillers if applicable		
15	Inner sheath		
	a) Material, type and standard	-	
	b) Whether FRLS	-	
	c) Colour	-	
	d) Method of application	-	
	e) Thickness (min)	mm	
16	Armour		
	a) Material,	-	
	b) Minimum Coverage	%	
	c) Method of jointing	-	
	d) Breaking load of joint	-	
	e) Size (approx.)	mm	
	f) Dia of armour	mm	
	g) No. of wires	mm	
17	Outer sheath		
	a) Reference standard	-	
	b) Material	-	
	c) Minimum thickness of sheath	mm	
	d) Calculated dia under outersheath	mm	
e) Oxygen index (as per ASTM D 2863)	-		

VENDORS DOCUMENT NO:
BHEL DOCUMENT NO.
REV. NO. DATE

VENDORS SIGNATURE STAMP

SHEET OF 5

STANDARD SPECIFICATION - DATASHEET-C(FOR SCREENED CONTROL CABLES)
(TO BE SUBMITTED BY SUCCESSFUL BIDDER)

S.No.	Particulars	Unit	Description
	f) Temperature index (in deg. C as per ASTM D 2863)	-	
	g) Maximum acid gas generation as per IEC754-1	%	
	h) Maximum smoke density rating as per ASTM D 2843	%	
	i) Colour of outer sheath	-	
18	Dia over laid-up core	mm	
19	Dia under armour	mm	
20	Dia above armour	mm	
21	Overall diameter of cable	mm	
22	Tolerance on overall diameter	mm	
23	Weight of conductor	Kgs. / km	
	PVC (insulation, sheath & fillers)	Kgs. / km	
	Armour	Kgs. / km	
	Cable (approx.)	Kgs. / km	
24	Cable parameters at 20°C(+/-3 deg. C)		
	a) Conductor resistance (max)	Ohm/ km	
	b) Insulation resistance (min)	M-Ohm	
	c) Mutual capacitance at 0.8KHz (max)	nF/ km	
	d) Cross talk at 0.8KHz (min)	dB	
	e) Attenuation at 1 KHz (max)	dB/ km	
	f) Characteristic impedance max.	Ohm	
25	Continuous operating temp. (deg.C)	deg. C	
26	Whether complete cable Flame retardant as per IS-10810 Part-62 (Category-B)	-	
27	Whether complete cable passes Swedish Chimney test as per SEN 4241475 (F3)	-	
28	Identification		
	a) Length of cable marked at every mtr.	-	
	b) FRLS marked at every 5 mtrs	-	
	c) Each core of the pair numbered	-	
	d) Conductor identification details for pairs	-	
	e) Details of cable markings	-	
29	Test voltage		
	a) High voltage test/ Dielectric Strength		
	i) Voltage (KV), Core - Core	kV	
	ii) Duration	min	
	b) High Voltage test		
	i) Voltage (KV), Core - Screen	V	
	ii) Duration	min	
	c) Resistance to direct current test	-	
	Voltage	V	
	Duration	hrs/days	
28	Min bending radius	mm	
29	Ovality at any cross section	mm	
30	Variation of dia through out cable length		
31	Cable cross-sectional drawings for each type of cable furnished		

VENDORS DOCUMENT NO:
BHEL DOCUMENT NO.
REV. NO. DATE

VENDORS SIGNATURE STAMP

SHEET OF 5

STANDARD SPECIFICATION - DATASHEET-C

(FOR SCREENED CONTROL CABLES)
(TO BE SUBMITTED BY SUCCESSFUL BIDDER)



S.No.	Particulars	Unit	Description
32	i) Length of single coil in a drum	M	
	ii) Marking on drum	-	
	iii) Seasoned wood drum provided	-	
	iv) Both ends of cable to be sealed with PVC/ Rubber caps to prevent water/ moisture ingress		
	v) Gross weight (approx.)	kg.	
	vi) Net weight (approx.)	kg	
33	Type test procedures as per BHEL Technical Spec. and other relevant standards enclosed.		
34	Anti termite & rodent test		


VENDORS DOCUMENT NO:
BHEL DOCUMENT NO.
REV. NO. DATE


VENDORS SIGNATURE STAMP

SHEET OF 5

SHEET 1 OF 5		CUSTOMER : TSGENCO			PROJECT 4X270 MW BHADRADRI TPS (MANUGURU)			SPECIFICATION :				
QUALITY PLAN		BIDDER/ VENDOR			TITLE			NUMBER : PE-TS-411-507-E004				
QUALITY PLAN		SYSTEM			QUALITY PLAN NUMBER: PE-QP-999-507-E004, REV 0.			SPECIFICATION TITLE				
QUALITY PLAN		SYSTEM			ITEM : INSTRUMENTATION CABLES			SECTION		VOLUME III		
SL. NO.	COMPONENT/OPERATION	CHARACTERISTICS CHECK	CAT.	TYPE/ METHOD OF CHECK	EXTENT OF CHECK	REFERENCE DOCUMENT	ACCEPTANCE NORM	FORMAT OF RECORD	AGENCY			REMARKS
									P	W	V	
1	2	3	4	5	6	7	8	9	10			11
Instructions:												
1. Cable manufacturer to maintain records to show co-relation of raw materials to finished cables i.e. raw material batch/ lot no. should be traceable to the final cable drum number or batch no.												
2. Cable manufacturer to maintain all quality records identified as per all QP stages enumerated below whether it is identified for BHEL verification or witness or not.												
1.0	RAW MATERIAL											
1.1	Copper Rods/ Wires (For Conductor & drain wire)	GENERAL : 1. Physical properties	MA	Physical Tests	Sample	Relevant Standard/ Approved datasheet	Relevant Standard/ Approved datasheet	Log book/ Test Cert.	3/2	-	1/2	
		2. Elec.Properties	MA	Electrical Tests	Sample	-do-	-do-	-do-	3/2	-	1/2	
		SPECIFIC CHECKS : a) Make	MA	Verify	100%	Manufacturer approved source	Manufacturer approved source	Log book/ Test Cert.	3/2	-	1	
		b) Grade	MA	-do-	-do-	IS 613/ Approved datasheet	IS 613/ Approved datasheet	-do-	3/2	-	1	
		c) Resistivity	MA	Electrical Tests	Manufacturer	IS 613	IS 613	-do-	3/2	-	1	
1.2	PVC Compound (for insulation)	GENERAL : 1. Physical properties	MA	Physical Tests	Sample	Relevant Standard/ Approved datasheet	Relevant Standard/ Approved datasheet	Log book/ Test Cert.	3/2	-	1/2	
		2. Elec.Properties	MA	Electrical Tests	Sample	-do-	-do-	-do-	3/2	-	1/2	
		SPECIFIC CHECKS : a) Make	MA	Verify	100%	Manufacturer approved source	Manufacturer approved source	Log book/ Test Cert.	3/2	-	1	
		b) Type/ Grade	MA	-do-	-do-	Approved datasheet	Approved datasheet	-do-	3/2	-	1	
		c) Shelf life/ Storage condition	MA	-do-	-do-	Compound Manufacturer std.	Compound Manufacturer std.	-do-	3/2	-	1	
1.3	Screen / Tapes/ Binders	1. Make	MA	Verify	100%	Manufacturer approved source	Manufacturer approved source	TC & IR	3/2	-	1/2	
		2. Dimension	MA	Measurement	Manufacturer std.	Manufacturer datasheet/ Approved datasheet	Manufacturer datasheet/ Approved datasheet	TC & IR	3/2	-	1/2	
		3. T.S. & Elongation	MA	Physical Tests	-do-	Manufacturer datasheet	Manufacturer datasheet	-do-	3/2	-	1/2	
		4. Chem. & Phys. Properties	MA	Chemical & Physical Tests	-do-	Manufacturer std.	Manufacturer std.	-do-	3/2	-	1/2	
BHEL			PARTICULARS			BIDDER/VENDOR						
			NAME									
			SIGNATURE									
			DATE						BIDDER'S/VENDORS COMPANY SEAL			

SHEET 2 OF 5		CUSTOMER : TSGENCO			PROJECT 4X270 MW BHADRADRI TPS (MANUGURU)			SPECIFICATION :				
QUALITY PLAN		BIDDER/ VENDOR			TITLE			NUMBER : PE-TS-411-507-E004				
SHEET 2 OF 5		SYSTEM			ITEM : INSTRUMENTATION CABLES			SPECIFICATION : TITLE				
SL. NO.	COMPONENT/OPERATION	CHARACTERISTICS CHECK	CAT.	TYPE/METHOD OF CHECK	EXTENT OF CHECK	REFERENCE DOCUMENT	ACCEPTANCE NORM	FORMAT OF RECORD	SECTION			REMARKS
									P	W	V	
1	2	3	4	5	6	7	8	9	10		11	
1.4	Fillers (as applicable)	1. Type 2. Flame retardant & moisture resistant (as applicable)	MA CR	Verify Chemical/ Environ.	-do- -do-	Approved datasheet -do-	Approved datasheet -do-	-do- -do-	3/2 3/2	- -	1 2	
1.5	Galvanised steel wire/strip for Armour (if applicable)	GENERAL : 1. Make	MA	Verify	Manufacturer std.	Manufacturer approved source	Manufacturer approved source	Log book/ Test Cert.	3/2	-	1	
		2. Dimension	MA	Measurement	-do-	-do-	-do-	-do-	3/2	-	2	
		3. Phy.and Elec. Properties	MA	Physical & Electrical Tests	Sample*	Relevant Standard/ Appd. Data Sheet/	Relevant Standard/ Appd. Data Sheet/	-do-	3/2	-	2	* Sample from each size/ Batch/Lot.
		3.Galvanization Quality	MA	Galv. Tests	-do-	-do-	-do-	-do-	3/2	-	2	
1.6	PVC compound for Sheath	GENERAL : 1. Physical properties	MA	Physical Tests	Sample	Relevant Standard/ Approved datasheet	Relevant Standard/ Approved datasheet	Log book/ Test Cert.	3/2	-	1/2	
		2. Elec.Properties	MA	Electrical Tests	Sample	-do-	-do-	-do-	3/2	-	1/2	
		3. FRLS Properties (as applicable)	CR	Chemical/ Environ.	Sample	-do-	-do-	-do-	3/2	-	1/2	
		SPECIFIC CHECKS : a) Make	MA	Verify	100%	Manufacturer approved source	Manufacturer approved source	Log book/ Test Cert.	3/2	-	1	
		b) Type/ Grade	MA	-do-	-do-	Approved datasheet	Approved datasheet	-do-	3/2	-	1	
		c) Shelf life/ Storage condition	MA	-do-	-do-	Compound Manufacturer std.	Compound Manufacturer std.	-do-	3/2	-	1	
1.7	Wooden drums	1. Phy. & Constructional checks 2. Anti termite treatment	MA MA	Visual Chem.	Mfr's Plant Std. Mfr's Plant Std.	IS 10418 Mfr's Plant Std.	IS 10418 Mfr's Plant Std.	Log book/ Test Cert. COC	3/2 3/2	- -	1 1	
1.8	Steel drums	1. Dimension 2. Surface finish	MA MA	Meas. Meas.	Mfr's Plant Std. -do-	Mfr's Plant Std. -do-	Mfr's Plant Std. -do-	Log book/ Test Cert. -do-	3/2 3/2	- -	1 1	
2.0	IN PROCESS											
2.1	Wire Drawing & Annealing.	1. Size S 2. Surface finish 3. % of Elongation	MA MA MA	Dimensional Visual Mechanical	Plant Mfg. Std. -do- -do-	Approved datasheet Surface shall be smooth IS 8130	Approved datasheet Surface shall be smooth IS 8130	Log Book	2	-	1	
2.2	Tinning (Conductor or drain wire)	1. Size 2. % of Elongation	MA MA	Dimensional Mechanical	Plant Mfg. Std. -do-	Approved datasheet IS 8130	Approved datasheet IS 8130	Log Book	2	-	1	(Applicable only for tin-coated copper conductor and drain wire)
2.3	Stranding of wires	1. No.of wires	MA	Counting	Plant Mfg. Std.	IS 8130/ Appd. Data Sheet	IS 8130/ Appd. Data Sheet	-do-	2	-	-	
			PARTICULARS			BIDDER/VENDOR						
BHEL			NAME									
			SIGNATURE									
			DATE						BIDDER'S/VENDORS COMPANY SEAL			

	QUALITY PLAN		CUSTOMER : TSGENCO		PROJECT 4X270 MW BHADRADRI TPS (MANUGURU)		SPECIFICATION :						
	SHEET 4 OF 5		BIDDER/ VENDOR :		TITLE		NUMBER : PE-TS-411-507-E004						
			SYSTEM		QUALITY PLAN NUMBER: PE-QP-999-507-E004, REV 0.		SPECIFICATION : TITLE						
SL. NO.	COMPONENT/OPERATION	CHARACTERISTICS CHECK	CAT.	TYPE/METHOD OF CHECK	EXTENT OF CHECK	REFERENCE DOCUMENT	ACCEPTANCE NORM	FORMAT OF RECORD	SECTION VOLUME III				
1	2	3	4	5	6	7	8	9	10	P	W	V	11
2.6	Inner Sheath Extrusion (if applicable)	1. Surface finish	MA	Visual	100%	--	Free from bulging, burnt particles,lumps cuts & scratches.	-do-	2	-	-		
		2. Sheath thickness	MA	Measurement	Sample			-do-	2	-	-		
		3.Dia over inner sheath	MA	Measurement	Sample	Relevant Standard/ Appd. Data Sheet	Relevant Standard/ Appd. Data Sheet	-do-	2	-	-		
		4. Colour	MA	Visual	100%	Relevant Standard/ Appd. Data Sheet	Relevant Standard/ Appd. Data Sheet	-do-	2	-	-		
2.7	Armouring (If Applicable)	1. No.of wires/Strips	MA	Counting	At the start of the process	Relevant Standard/ Appd. Data Sheet	Relevant Standard/ Appd. Data Sheet	-do-	2	-	-		
		2. Size of wire/ Strip	MA	Measurement	-do-	-do-	-do-	-do-	2	-	-		
		3. Lay Direction	MA	Visual	-do-	-do-	-do-	-do-	2	-	-		
		4. Lay Length	MA	Visual, Meas.	At the start of the process	Relevant Standard/ Appd. Data Sheet	Relevant Standard/ Appd. Data Sheet	Log Book	2	-	-		
		5. Coverage	MA	Measurement	-do-	Relevant Standard/ Appd. Data Sheet	Relevant Standard/ Appd. Data Sheet	-do-	2	-	-		
		6. Dia over armouring	MA	Measurement	-do-	-do-	-do-	-do-	2	-	-		
2.8	Outer Sheath Extrusion	1. Surface Finish	MA	Visual	100%	-	Free from Bulging Burnt particles, lumps, cuts & scratches	Log Book	2	-	-		
		2.Sheath thickness	MA	Measurement	Sample	Relevant Standard/ Appd. Data Sheet	Relevant Standard/ Appd. Data Sheet	Log Book	2	-	-		
		3. Dia over outer sheath	MA	Measurement	Sample	-do-	-do-	-do-	2	-	-		
			PARTICULARS		BIDDER/VENDOR								
BHEL			NAME										
			SIGNATURE										
			DATE				BIDDER'S/VENDORS COMPANY SEAL						

	ANNEXURE TO QAP	CUSTOMER:	PROJECT TITLE: 4X270 MW BHADRADRI TPS-TSGENCO(MANUGURU)	SPECIFICATION NUMBER: PE-TS-411-507-E004
		BIDDER/VENDOR:	QUALITY PLAN NUMBER : PE-QP-999-507-E004, R0	SPECIFICATION TITLE:
	SHEET	SYSTEM	ITEM: SCREENED CONTROL CABLES (AS PER IS)	DOC. NO.

TYPE/ ACCEPTANCE/ ROUTINE TEST REQUIREMENTS (AS PER IS)

A. Type Test Conduction:

- Tests for which "T" is indicated in the 'Test Conduction Required As' column below shall be conducted as Type Test.
- Sampling:
 - Type test to be conducted on one size of each type/ lot.
 - FRLS test & Electrical tests to be conducted on every size & type of cables.
 - Flammability Test to be conducted only on one sample/ lot.

B. Acceptance Test Conduction:

- Tests for which "A" is indicated in the 'Test Conduction Required As' column below shall be conducted as Acceptance tests.
- Sampling:
Sampling for acceptance tests shall be as per Appendix-B (Clause 15.2.2) of IS: 1554 Part-I.


C. Routine Test Conduction:

- Tests for which "R" is indicated in the 'Test Conduction Required As' column below shall be conducted as Routine tests.

- D. C&I Tests listed in S.No-9.0 shall be conducted only one size/ type / lot.**
E. Tests listed in S.No-10.0 & 11.0 shall be conducted only on one sample / lot.
F. ADS: Approved datasheet.


S. No.	TEST	APPLICABLE FOR	TEST CONDUCTION REQUIRED AS	REFERENCE STANDARD	REMARKS
1.0	Tests for Conductor				
I.	Annealing test	For copper conductor only	T, A	IS 10810 Pt 1	<i>Internal in process Test Report to be furnished for acceptance test</i>
II.	Tin coating test (for tinned copper)	For copper conductor only	T, A	IS 10810 Pt 4	
III.	Resistance test	For Al/Cu	T, A, R	IS 10810 Pt 5	
IV.	Diameter test	For conductor	T, A	ADS	
2.0	Tests for Armour Wires/Strips				
I.	Measurement of dimensions	Applicable for Aluminium wire & GS wire/Strip	T,A	IS 10810 Pt 36	
II.	Tensile test	Applicable for Aluminium wire & GS wire/Strip	T, A	IS 10810 Pt 37	

BHEL	PARTICULARS BI	DDER/ VENDOR	
	NAME		
	SIGNATURE		
	DATE		BIDDER'S / VENDORS COMPANY SEAL

	ANNEXURE TO QAP	CUSTOMER:	PROJECT TITLE: 4X270 MW BHADRADRI TPS-TSGENCO(MANUGURU)	SPECIFICATION NUMBER: PE-TS-411-507-E004
		BIDDER/VENDOR:	QUALITY PLAN NUMBER : PE-QP-999-507-E004, R0	SPECIFICATION TITLE:
	SHEET	SYSTEM	ITEM: SCREENED CONTROL CABLES (AS PER IS)	DOC. NO.


S. No.	TEST	APPLICABLE FOR	TEST CONDUCTION REQUIRED AS	REFERENCE STANDARD	REMARKS
III.	Elongation at break test	Applicable for GS wire/Strip only	T, A	IS 10810 Pt 37	
IV.	Torsion test	For GS round wire only	T, A	IS 10810 Pt 38	
V.	Winding test	For GS strip only	T, A	IS 10810 Pt 39	
VI.	Resistivity test	Applicable for Aluminium wire & GS wire	T, A	IS 10810 Pt 42	
VII.	Uniformity of Zinc coating test	For G. S. wires/Strip only	T, A	IS 10810 Pt 40 , IS: 2633	
VIII.	Mass of Zinc coating test	For G. S. wires/Strip only	T, A	IS 10810 Pt 41	
3.0	Physical Tests for PVC Insulation, PVC sheath.				
I.	Test for thickness & Eccentricity	Applicable for PVC insulation, PVC inner sheath & PVC outer sheath	T, A	IS 10810 Pt 6	
II.	Tensile strength and elongation test at break	Applicable for PVC insulation & PVC outer sheath	T, A	IS 10810 Pt 7	
(a)	Before ageing		T, A	IS 10810 Pt 7	
(b)	After ageing		T, A	IS 10810 Pt 7	
III.	Ageing in air oven	For PVC insulation & PVC outer sheath	T	IS 10810 Pt 11	
IV.	Loss of mass in air oven test	For PVC insulation & PVC outer & Inner sheath	T	IS 10810 Pt 10	
V.	Hot deformation test	For PVC insulation & PVC outer & Inner sheath	T	IS 10810 Pt 15	
VI.	Heat shock test	For PVC insulation & PVC outer & Inner sheath	T	IS 10810 Pt 14	
VII.	Shrinkage test	For PVC insulation & PVC outer & Inner sheath	T	IS 10810 Pt 12	
VIII.	Thermal stability test	For PVC insulation & PVC outer sheath	T	IS 1554-1	
IX.	Bleeding & Blooming test	Applicable for PVC insulation & PVC outer sheath	T	IS 10810 Pt 19	
X.	Cold bend test	For PVC insulation & PVC outer & Inner sheath	T	IS 10810 Pt 20	
XI.	Cold impact test	For PVC insulation & PVC outer & Inner sheath	T	IS 10810 Pt 21	
XII.	Colour fastness to water	For PVC insulation & PVC outer sheath	T	IS 10810 Pt 18, Appendix-A of IS: 5831	
4.0	Tests for Al-Mylar Shield				
I.	Continuity test	For Al-Mylar shield	T, A	Plant Standard	
II.	Shield thickness	For Al-Mylar shield	A	ADS	

BHEL	PARTICULARS BI	DDER/ VENDOR	
	NAME		
	SIGNATURE		
	DATE		BIDDER'S / VENDORS COMPANY SEAL

	ANNEXURE TO QAP	CUSTOMER:	PROJECT TITLE: 4X270 MW BHADRADRI TPS-TSGENCO(MANUGURU)	SPECIFICATION NUMBER: PE-TS-411-507-E004
		BIDDER/VENDOR:	QUALITY PLAN NUMBER : PE-QP-999-507-E004, R0	SPECIFICATION TITLE:
	SHEET	SYSTEM	ITEM: SCREENED CONTROL CABLES (AS PER IS)	DOC. NO.

S. No.	TEST	APPLICABLE FOR	TEST CONDUCTION REQUIRED AS	REFERENCE STANDARD	REMARKS
III	Overlap test	For Al-Mylar shield	A	ADS	
IV	Constructional details, dimensions	For Al-Mylar shield	A	ADS	
V	Visual, surface finish+	For Al-Mylar shield	A	Plant Standard	
VI	Overall coverage	For Al-Mylar shield	A	Plant Standard	
VII	Noise interference test.	For Al-Mylar shield	A	ADS	
5.0 Tests for Drain Wire					
I.	Annealing test	For copper conductor only	T, A	IS 10810 Pt 1	<i>Internal in process Test Report to be furnished for acceptance test</i>
II.	Tin coating test (for tinned copper)	For copper conductor only	T, A	IS 10810 Pt 4	
III.	Resistance test	For Al/Cu	T, A, R	IS 10810 Pt 5	
IV.	Diameter test	For conductor	T, A	ADS	
6.0 FRLS Tests					
I.	Oxygen index test	For PVC outer sheath & Fillers only	T, A	IS 10810 Pt 58 / ASTMD 2863	<i>Applicable for Inner Sheath if the same is indicated in Datasheet-A</i>
II.	Smoke density test	For PVC outer sheath & Fillers only	T, A	ASTMD 2843	
III.	Acid gas generation test	For PVC outer sheath & Fillers only	T, A	IS 10810 Pt 59 / IEC-754-1	
IV.	Temperature Index Test	For PVC outer sheath only	T	IS 10810 Pt 64 / ASTMD 2863	
7.0 Flammability Tests					
I.	Flammability test for bunched cables	For complete cable	T,A	IS 10810 Pt 62/ IEC-60332 (Part-3-23, CAT A/ CAT B.	<i>Test & Category applicable as indicated in Datasheet-A</i>
II.	Flammability test for single cable	For complete cable	T,A	IS: 10810 Pt 61 / IEC:60332 Part-1	
III.	Swedish chimney test	For complete cable	A	SEN SS 424 1475 (Class F3)	
IV.	Flammability test	For complete cable	A	IEEE: 60383	
8.0 Electrical Tests					
I.	High Voltage Test	For complete cable	T, A, R	BS-5308 PART II	
II.	Insulation Resistance Test (Volume resistivity method)	For complete cable	T, A, R	BS-5308 PART II	

BHEL	PARTICULARS BI	DDER/ VENDOR	
	NAME		
	SIGNATURE		
	DATE		BIDDER'S / VENDORS COMPANY SEAL

	ANNEXURE TO QAP	CUSTOMER:	PROJECT TITLE: 4X270 MW BHADRADRI TPS-TSGENCO(MANUGURU)	SPECIFICATION NUMBER: PE-TS-411-507-E004
		BIDDER/VENDOR:	QUALITY PLAN NUMBER : PE-QP-999-507-E004, R0	SPECIFICATION TITLE:
	SHEET	SYSTEM	ITEM: SCREENED CONTROL CABLES (AS PER IS)	DOC. NO.

S. No.	TEST	APPLICABLE FOR	TEST CONDUCTION REQUIRED AS	REFERENCE STANDARD	REMARKS
III.	L/R ratio	For complete cable	A, R	BS-5308 PART II	
IV.	Spark test	For complete cable	R	BS-5308 PART II	
9.0 C&I Tests					
I.	Cross talk	For complete cable	T, A	ADS	
II.	Attenuation	For complete cable	T, A	ADS	
III.	Characteristic Impedance	For complete cable	T, A	ADS	
IV.	Mutual capacitance	For complete cable	T, A,R	ADS	
V.	Noise interference	For complete cable	T, A	ADS	
10.0	Anti-rodent and Termite Repulsion test	For PVC outer sheath only	A	--	<u>Test applicable as indicated in Datasheet-A</u>
11.0	Anti-Fungal Test	For PVC outer sheath only	A	--	
12.0 Special Tests					
I.	Hydrolytic Stability	For complete cable	A(**)	ASTM D 3137	<u>Test applicable as indicated in Datasheet-A</u>
II.	Ultraviolet Test	For complete cable	A(**)	BS EN ISO 4892-2	

**** These tests shall be conducted on one sample for the entire contract and duration of these tests shall be 14 days.**

BHEL	PARTICULARS BI	DDER/ VENDOR	
	NAME		
	SIGNATURE		
	DATE		BIDDER'S / VENDORS COMPANY SEAL