

**GUJRAT STATE ELECTRICITY CORPORATION LTD.
WANAKBORI STPP UNIT-8
(1 X 800 MW)**

VOLUME -III

**TECHNICAL SPECIFICATION
FOR
COOLING TOWER**

Specification No. : PE-TS-408-165-N001 (REV. 0)



**BHARAT HEAVY ELECTRICALS LIMITED
POWER SECTOR
PROJECT ENGINEERING MANAGEMENT
NOIDA - 201301**



**TITLE : TECHNICAL SPECIFICATION
FOR
COOLING TOWERS
PREAMBLE**

SPEC. NO. **PE-TS-408-165-N001**

VOLUME : III

SECTION :

REV. NO. 00

DATE : 09.04.15

SHEET 1 OF 2

1.0 The tender document contains three (3) volumes. The bidder shall meet the requirements of all the three volumes.

1.1 Volume -I CONDITIONS OF CONTRACT

This consists of four parts as below :

Volume - I A : This part contains instructions to bidders for making bids to BHEL.

Volume - I B : This part contains general commercial conditions of the tender and include provision that vendor shall be responsible for the quality of item supplied by their sub-vendors.

Volume - I C : This part contains special conditions of contract.

Volume - I D : This part contains commercial conditions for erection and commissioning site work, as applicable.

1.2 Volume - TECHNICAL SPECIFICATIONS

Technical requirements are stipulated in Volume II which comprises of :

Volume - II A : General Technical Conditions

Volume - II B : Technical specification including drawings, if any

1.2.1 Volume - II B :

This volume is sub-divided into following sections:

Section - A : This section outlines the scope of enquiry.

Section - B : This section provides "Project Information"

Section - C : This section indicates technical requirements specific to the contract, not covered in Section-D.

Section - D : This section comprises of technical specifications of equipments complete with data sheet A, B & C.
Data sheet-A specifies data and other requirements pertaining to the equipment.
Data sheet - B specifies data to be filled by the bidder (Data Sheet B is contained in Volume - III)

Data sheet - C indicates data documents to be furnished after the award of contract as per agreed schedule by the vendor (as applicable).



**TITLE : TECHNICAL SPECIFICATION
FOR
COOLING TOWERS
PREAMBLE**

SPEC. NO. **PE-TS-408-165-N001**

VOLUME : III

SECTION :

REV. NO. 00

DATE : 09.04.15

SHEET 2 OF 2

1.2.2 Volume - III TECHNICAL SCHEDULES

This volume contains technical schedules and Data Sheets – B (to be submitted at contract stage), which are to be duly filled by the bidder and the same shall be furnished with the technical bid.

2.0 The requirements mentioned in Section C/Data Sheets-A of Section-D shall prevail and govern in case of conflict between the same and the corresponding requirements mentioned in the descriptive portion in Section -D.



TITLE : TECHNICAL SPECIFICATION
FOR

COOLING TOWERS

SPEC. NO. PE-TS-408-165-N001

VOLUME : III

SECTION :

REV. NO. 00

DATE : 09.04.15

SHEET 1 OF 1

INDEX

SECTION

TITLE

A DOCUMENTS TO BE SUBMITTED ALONG WITH THE OFFER

- A.1 COMPLIANCE CERTIFICATE
- A.2 SCHEDULE OF DEVIATIONS
- A.3 SCHEDULE OF PERFORMANCE GUARANTEE
- A.4 SCHEDULE OF PRICES
- A.5 SCHEDULE OF UNIT PRICES
- A.6 General arrangement drawing for cooling tower, incorporating all relevant dimensions, cold water channels / sludge chamber/ screens/ gates in the cold water channel, staircase etc.
- A.7 Pumping head calculations.
- A.8 Thermal design calculations.
- A.9 Tower performance curves.

B DOCUMENTS TO BE SUBMITTED ON PLACEMENT OF LOI

- B.1 COOLING TOWER DATA SHEET-B
- B.2 SCHEDULES AS PER LIST



TITLE : TECHNICAL SPECIFICATION
FOR

COOLING TOWERS

SPEC. NO. PE-TS-408-165-N001

VOLUME : III

SECTION : A

REV. NO. 00

DATE : 09.04.15

SHEET 1 OF 1

DOCUMENTS TO BE SUBMITTED ALONG WITH THE OFFER

- COMPLIANCE CERTIFICATE
- SCHEDULE OF DEVIATIONS
- SCHEDULE OF PERFORMANCE GUARANTEE
- SCHEDULE OF PRICES
- SCHEDULE OF UNIT PRICES
- ELECTRICAL LOAD DATA
- General arrangement drawing for cooling tower, incorporating all relevant dimensions, cold water channels / sludge chamber/ screens/ gates in the cold water channel, staircase etc.
- Pumping head calculations.
- Thermal design calculations.
- Tower performance curves



TITLE : TECHNICAL SPECIFICATION
FOR

COOLING TOWERS

SPEC. NO. PE-TS-408-165-N001

VOLUME : III

SECTION :

REV. NO. 00

DATE : 09.04.15

SHEET 1 OF 1

DOCUMENTS TO BE SUBMITTED ON THE PLACEMENT OF ORDER

- DATA SHEET-B COOLING TOWERS
- LIST OF SCHEDULES A OVERLEAF



TITLE:
**TECHNICAL SPECIFICATION
COOLING TOWERS**
COMPLIANCE CERTIFICATE

SPEC. NO.: PE-TS- 408 165-N001
VOLUME: III
SECTION:
REV. NO. 0 DATE 09.05.11
SHEET 1 OF 1

COMPLIANCE CERTIFICATE

The bidder shall confirm compliance with following by signing/ stamping this compliance certificate and furnish same with the offer.

- a) The scope of supply, technical details, construction features, design parameters etc. shall be as per technical specification & there are no exclusions with regard to same.
- b) There are no other deviations w.r.t. specification other than those furnished in the 'Schedule of Deviations'. Any other deviation, stated or implied, taken elsewhere in the offer stands withdrawn unless specifically brought out in the 'Schedule of Deviations'
- c) Bidder shall submit QP in the event of order based on the guidelines given in the specification & QP enclosed therein. QP will be subject to BHEL/ CUSTOMER approval & customer hold points for inspection/ testing shall be marked in the QP at the contract stage. Inspection/ testing shall be witnessed as per same apart from review of various test certificates/ Inspection records etc.
- d) All drawings/ data-sheets/ calculations etc. submitted along with the offer shall be considered for reference only, same shall be subject to BHEL/ CUSTOMER approval in the event of order.
- e) The offered materials shall be either equivalent or superior to those specified in the specification.

For components where materials are not specified, same shall be suitable for intended duty, all materials shall be subject to approval in the event of order.
- f) The commissioning spares shall be supplied on 'As Required Basis' & prices for same included in the base price itself. Prices for special tools & tackles, if any, shall also be included in the base price.
- g) All sub vendors shall be subject to BHEL/ CUSTOMER approval in the event of order.
- h) The Performance guarantees shall stand valid till at least eighteen (18) months after full load commissioning of CT or as per commercial terms and conditions, whichever is later.
- i) Specifically confirm compliance with Cl. Nos. 6.0 and 11.0 and their sub clauses of Sec. C1 of Technical Specification specification.
- j) The hydrostatic testing of piping shall be carried out as specified i.e. at 1.5 times the design pressure.

FORM No. P/M - 0036-0



TITLE

*** SCHEDULE OF DEVIATIONS**

- () From Conditions of Contract (Volume - I)
- () From General Technical Conditions (Volume - II A)
- () From Technical Specifications (Volume - II B)

SPECIFICATION NUMBER **FE-TS-256-165-N001**

VOLUME III PART - A

SHEET ... OF

Check the applicable

... types of deviation shall be listed in a separate sheet

We the undersigned hereby certify that the above mentioned are the only deviations.

PARTICULARS OF BIDDER / AUTHORIZED REPRESENTATIVE

PARTICULARS OF BIDDER / AUTHORIZED REPRESENTATIVE				COMPANY/SEAL
NAME	DESIGNATION	SIGNATURE	DATE	



TITLE
DATA SHEET-B
NATURAL DRAFT COOLING TOWER

SPECIFICATION NO.: PE-TS-999-165-N004

VOLUME : III

SECTION : A

REV. NO. 0 **DATE** 22.03.2003

SHEET 1 **OF** 9

SL. NO.	DESCRIPTION	UNIT	DATA/PARAMETER
1.0	Type Model No.		
2.0	Quantity	Nos//Unit	
3.0	Rated Capacity	M ³ /Hr	
4.0	Design Wet Bulb Temperature	°C	
5.0	Cold Water Temperature	°C	
6.0	Cooling Tower Approach	°C	
7.0	Cooling Tower Range	°C	
8.0	Cooling Tower Loss		
	a. Evaporation Loss		
	b. Drift Loss		
	c. Blow Down Loss (Concentration Factor to be indicated)		
9.0	Total Differential Pressure Drop (Considering recovery)		
	a. Drop through Louvers	mm of H ₂ O	
	b. Drop through Fills	mm of H ₂ O	
	c. Drop through Eliminators	mm of H ₂ O	
	d. Velocity Pressure	mm of H ₂ O	
	e. Drop through plenum	mm of H ₂ O	



TITLE
DATA SHEET-B
NATURAL DRAFT COOLING TOWER

SPECIFICATION NO.: PE-TS-999-165-N004
VOLUME : III
SECTION : A
REV. NO. 0 **DATE** 22.03.2003
SHEET 2 **OF** 9

SL. NO.	DESCRIPTION	UNIT	DATA/PARAMETER
10.0	Basin Storage Capacity	M ³	
11.0	Plan Dimensions (Diameter)	M	
12.0	Overall Size of Cooling Tower (Plan Dimensions X Height)	MXM	
13.0	Required Pumping Head including all losses measured from Terminal Point	M	
14.0	Cooling Tower Levels		
	a. Graded Level	M	
	b. Maximum Water Level	M	
	c. Basin Curb Level	M	
	d. Minimum Water Level	M	
	e. Basin Bottom Level	M	
15.0	Overall Tower Height from Basin Floor	M	
16.0	Basin Dimensions		
	a. Diameter	M	
	b. Depth (from Basin Curb)	M	
17.0	Free Board (Above Max. Water Level)	mm	
18.0	Heat Transfer Data	mm	
	a. Heat Transfer Coefficient (K)		
	b. Tower Coefficient © Ka V/L	M	
	c. Average Fill Height	M	
	d. Total Fill Volume	M ³	



TITLE
DATA SHEET-B
NATURAL DRAFT COOLING TOWER

SPECIFICATION NO.: PE-TS-999-165-N004
VOLUME : III
SECTION : A
REV. NO. 0 **DATE** 22.03.2003
SHEET 3 **OF** 9

SL. NO.	DESCRIPTION	UNIT	DATA/PARAMETER
	e. Total Tower Wetted Surface	M ²	
19.0	Hot Water Distribution Piping		
	a. Size (OD X Thk)	Mm X mm	
	b. Elevation of Center Line of Hot Water distribution Header	M	
	c. Design pressure for Hot Water Distribution System	Kg/cm ² (g)	
20.0	Isolation Valves in Hot Water Risers		
	a. Size	mm	
	b. Quantity		
	c. Type/Code & Standard		
	d. Make		
	e. Pressure drop across the valve in fully open position		
	f. Materials of Construction		
	i) Body		
	ii) Disc		
	iii) Drive Shaft/Stub Shaft		
	iv) Bearings		
21.0	Flow Control Valves (If Applicable)		
	a. Size	mm	
	b. Quantity		
	c. Type		
	d. Make		



TITLE
DATA SHEET-B
NATURAL DRAFT COOLING TOWER

SPECIFICATION NO.: PE-TS-999-165-N004

VOLUME : III

SECTION : A

REV. NO. 0 **DATE** 22.03.2003

SHEET 4 **OF** 9

SL. NO.	DESCRIPTION	UNIT	DATA/PARAMETER
	f. Materials of Construction		
	i) Body		
	ii) Spindle		
	iii) Trim		
22.0	Isolating Valve in Sludge Pit		
	a. Size	mm	
	b. Quantity		
	c. Type		
	d. Make		
	e. Conform to which code in respect of design/testing		
	f. Materials of Construction		
	i) Body		
	ii) Stem		
	iii) Trim		
23.0	Stationary Screen		
	a. Quantity		
	b. Size & Material of Bar		
	c. Clear Space between the bar		
	d. Lifting Arrangement		
24.0	Fill & Fill Supports		
	a. Type of fill		
	b. Material		
	c. Expected Life	Years	



TITLE
DATA SHEET-B
NATURAL DRAFT COOLING TOWER

SPECIFICATION NO.: PE-TS-999-165-N004
VOLUME : III
SECTION : A
REV. NO. 0 **DATE** 22.03.2003
SHEET 5 **OF** 9

SL. NO.	DESCRIPTION	UNIT	DATA/PARAMETER
	d. Arrangement of Fill		
	e. Method to prevent dislocation of Fills	Years	
	f. Type/Material/Size of fixing arrangement to supporting grid		
	g. Fill Support Grids		
	i) Type		
	ii) Material (give full specification)		
	iii) Size		
	h. Grid Supporting Frames		
	i) Type		
	ii) Material (give full specification)		
	iii) Size		
	i. Fasteners		
	i) Type		
	ii) Fill/Splash Bars		
	iii) Fill Support Grids		
	iv) Frames for Supporting the Grids		
25.0	Drift Eliminators		
	a. Number of Passes		
	b. Gross Face Area per pass	M ²	
	c. Type		
	d. Eliminator Blades	mm	
	i) Material		
	ii) Maximum Length of blade		
	iii) Size and shape of blades		
	iv) Type and material of drain boards		



TITLE
DATA SHEET-B
NATURAL DRAFT COOLING TOWER

SPECIFICATION NO.: PE-TS-999-165-N004
VOLUME : III
SECTION : A
REV. NO. 0 **DATE** 22.03.2003
SHEET 6 **OF** 9

SL. NO.	DESCRIPTION	UNIT	DATA/PARAMETER
---------	-------------	------	----------------

- e. Blade Support Spacers
 - i) Type
 - ii) Material

- f. Support for Spacers
 - i) Type
 - ii) Material

- g. Fasteners
 - i) Type
 - ii) Material

26.0 Gate in Cold Water Outlet Channel

- a. Number per cold water outlet channel
- b. Gate Type
- c. Name of Manufacturer
- d. Gate Size
- e. Weight of each gate
- f. Are elements of gate dismantling type?
- g. Weight of each Element
- h. Frame Type
- i. Fixing arrangement of frame with RCC channel
- j. Lifting Arrangement of Gate



TITLE
DATA SHEET-B
NATURAL DRAFT COOLING TOWER

SPECIFICATION NO.: PE-TS-999-165-N004
VOLUME : III
SECTION : A
REV. NO. 0 **DATE** 22.03.2003
SHEET 7 **OF** 9

SL. NO.	DESCRIPTION	UNIT	DATA/PARAMETER
	k. Expected Life	Years	
27.0	Sludge Pump & Motor		
	a. Pump Type		
	b. Make & Model No.		
	c. Capacity	M ³ /Hr	
	d. TDH	MWC	
	e. Pump Speed	RPM	
	f. Pump Efficiency at Rated Flow		
	g. Power Consumption at Rated Flow	KW	
	h. Material of Construction		
	i) Impeller		
	ii) Casing		
	iii) Pump & Line Shaft		
	iv) Bearings		
	v) Impeller/Casing Wearing Rings		
28.0	Cooling Tower Materials of Construction		
	a. Casing		
	b. Louvers		
	c. Partition Walls		
	d. Basin Partition Walls		
	e. Stack		
	f. Stair Case		
	g. Hot Water piping		



TITLE
DATA SHEET-B
NATURAL DRAFT COOLING TOWER

SPECIFICATION NO.: PE-TS-999-165-N004

VOLUME : III

SECTION : A

REV. NO. 0 **DATE** 22.03.2003

SHEET 8 **OF** 9

SL. NO.	DESCRIPTION	UNIT	DATA/PARAMETER
	h. Hot Water distribution basin		
	i. Internal Walkways		
	j. Supporting Structure		
	k. Hand Rails		
	l. Structure Connector		
	m Bolts, nuts, washers and other hardware		
	n. Nails		
	o. Anchor Bolts		
	p. Hot Water Distribution Nozzle		
	q. Hot Water distribution Plates		
	r. Spacers		
	s. Mechanical Equipment Support		
29.0	Weight of Equipments		
	a. Weight of Heaviest part to be handled	Kgs.	
	b. Size of largest part to be handled	Kgs	
30.0	Inspection & Testing		
	a. Hydro Test Pressure for Hot water piping		
	i) Test Pressure	Kg/cm ² (g)	
	ii) Duration	Minutes	



TITLE
DATA SHEET-B
NATURAL DRAFT COOLING TOWER

SPECIFICATION NO.: PE-TS-999-165-N004

VOLUME : III

SECTION : A

REV. NO. 0 **DATE** 22.03.2003

SHEET 9 **OF** 9

SL. NO.	DESCRIPTION	UNIT	DATA/PARAMETER		
31.0	Painting Details				
a.	Externally painted Surfaces				
			External Surface	Surface Preparation	Primer Final Paint
i.	Piping (Under Ground)				
ii.	Piping (Over Ground)				
iii.	Stationary Screens				
iv.	Hoist Derric				
v.	Other Items				
a.	Internally painted Surfaces				
			Internal Surface	Surface Preparation	Primer Final Paint
i.	Piping and Valves				
ii.	Other Items				
32.0	Maximum Water Handling capacity	M³/Hr			
33.0	Cooling Water Flow Rate (L)	Kg/m²/Hr			
34.0	Dry Air Flow Rate (G)	Kg/m²/Hr			
35.0	Ratio of Water to Air (L/G)				
36.0	Dry Air Flow	Kg/Hr			
37.0	Temperature of air leaving the Stack	°C			
38.0	Inlet air Enthalpy	KCal/Kg			
39.0	Exit air Enthalpy	KCal/Kg			
40.0	Total Heat Exchange/Kg of Inlet Dry air	KCal/Kg			
41.0	Losses in hot water piping in MWC	MWC			
42.0	Type of air inlet	MWC			

CHECKLIST — LIST OF SCHEDULES

Sl. No.	Form No.	Description	Tick Applicable Forms
1.	PEM-6024	Schedule of Drawings / Catalogues submitted with Bid	✓
2.	PEM-6025@	Schedule of Occurance of Key Events of Delivery, Erection & Commissioning	
3.	PEM-6026	Schedule of Equipment Manufacture, Despatch and Shipment to Site.	✓
4.	PEM-6027	Schedule of Weights & Dimensions	
5.	PEM-6028@	Schedule of Performance Guarantee	
6.	PEM-6030	Inspection Schedule	✓
7.	PEM-6031	Schedule of Cement and Steel and Quarterly Cement Requirement	
8.	PEM-6032	Schedule of Quarterly Requirement of Reinforcing Bars and Structural Steel	
9.	PEM-6033@	Bill of Quantities (Civil Works)	
10.	PEM-6035	Schedule of Bidder's Proposed Construction / Site Fabrication Facilities.	
11.	PEM-6036	Schedule of Deviations	✓
12.	PEM-6040	Schedule of Declaration	✓
13.	PEM-6041	Quality Plan	✓
14.	PEM-6042	Vendor's Drawings / Documents Schedule	✓
15.	PEM-6043@	Schedule of Occurance of Key Events for Civil / Structural Works	
16.	PEM-6046	Inspection Request	✓
17.	PEM-6051	Schedule of Prices	✓
18.	PEM-6052@	Schedule of Unit Prices	✓
19.	PEM-6053	Schedule of Prices for Commissioning & Mandatory Spares	✓
20.	PEM-6054	Schedule of Prices for Recommended Spares	✓
21.	PEM-6055	Schedule Prices for Erection and Maintenance Tools & Tackles	✓
22.	PEM-6056	Schedule of Bidder's Man-power for Supervision of E & C and their Charges.	✓
23.	PEM-6057	Schedule of Daily & Overtime Rates	
24.	PEM-6058	Schedule of Hire-charges for Construction / Site Fabrication Facilities	
For Forms marked with @ certain information to be filled by DEs - before issuing to bidder.			

FORM No. PEM - 6024-0



TITLE

**SCHEDULE OF DRAWINGS /
CATALOGUES SUBMITTED WITH BID**

SPECIFICATION NUMBER

VOLUME III PART - A

SHEET

Section C/D enclosed with the specification indicate the drawings / catalogues to be furnished with the bid. The bidder in addition to furnishing the same, can also include any other drawings / catalogues which he may desire to submit with the bid. This schedule duly lists out such drawings as enclosed by the bidder with the bid.

DRAWING / CATALOGUE NUMBER	DESCRIPTION	NUMBER OF SHEETS

PARTICULARS OF BIDDER / AUTHORISED REPRESENTATIVE

				COMPANY SEAL
NAME	DESIGNATION	SIGNATURE	DATE	



TITLE :
**SCHEDULE OF OCCURRENCE OF KEY EVENTS
OF DELIVERY ERECTION AND
COMMISSIONING**

SPECIFICATION NUMBER:

VOLUME III PART-A
Sheet of

EQUIPMENT/SYSTEM.	DESCRIPTION OF KEY EVENTS	MONTHS FROM (DATE OF LOI)

We the undersigned hereby undertake to meet the schedule of occurrence of the key event as listed above regarding the delivery, Erection & Commissioning of Equipment/System

PARTICULARS OF BIDDER/ AUTHORISED REPRESENTATIVE

FORM No. PEY - 6026-0



TITLE

**SCHEDULE OF EQUIPMENT,
MANUFACTURE, DESPATCH AND
SHIPMENT TO SITE**

SPECIFICATION NUMBER

VOLUME III PART - A

SHEET OF

Equipment / Major Bought-out Items	Time for Manufacture/ Procurement from Date of Issue of Letter of Intent (Weeks)	Time for Test, Dismantling Packing & Ready for Despatch (Weeks)	Time required for Shipment to Site (Weeks)	Total Time from Date of Issue of Letter of Intent to Shipment to Site (Weeks)

We, the undersigned hereby undertake to meet the above time schedule in weeks for manufacture, despatch and shipment of each equipment and procurement of major boughtout items as listed above.

PARTICULARS OF BIDDER / AUTHORISED REPRESENTATIVE

--	--	--	--



TITLE

SCHEDULE OF WEIGHTS & DIMENSIONS

SPECIFICATION NUMBER

VOLUME III PART - A

SHEET OF

The bidder shall state below the weights and dimensions of various packages for shipment covering the complete scope.

Description of Package(s)	Dimensions (in meters)	Weight (in tonnes)

PARTICULARS OF BIDDER / AUTHORISED REPRESENTATIVE

NAME	DESIGNATION	SIGNATURE	DATE	COMPANY SEAL

FORM No. PEM - 6036-0



INSPECTION SCHEDULE

SPECIFICATION NUMBER _____

P.O. NUMBER _____

VOLUME - III PART - A

SHEET OF _____

S. No.	ITEM/COMPONENT	PLACE & ADDRESS OF TEST / INSPECTION	Scheduled Date of Inspection	Duration of Test / Inspection (in days)

This schedule shall be in line with specification and quality plan requirements. The information in this form shall be furnished after receipt of LOI / PO.

PARTICULARS OF VENDOR'S / AUTHORISED REPRESENTATIVE			
NAME	SIGNATURE	DATE	COMPANY SEAL



TITLE

* SCHEDULE OF DECLARATION

SPECIFICATION NUMBER

VOLUME III PART - A

SHEET OF

DECLARATION

.....certify that all the technical data and information pertaining to this specification are correct and are true representation of the equipment/system covered by our formal proposal number Dated..... and there is no deviation to the specification.

I hereby certify that I am duly authorised representative of the Bidder's company whose name appears above my signature.

Bidders Company Name

Authorised representative's Signature

Name

Bidder's Intent The bidder hereby agrees to fully comply with the requirements and intent of this specifications for the price indicated.

• Bidder shall include this schedule both in technical and Price offers.

PARTICULARS OF BIDDER / AUTHORISED REPRESENTATIVE

QUALITY PLAN

COMPONENT/OPERATION	SHEET		OF		SYSTEM		CUSTOMER		PROJECT TITLE		REMARKS																								
	CHARACTERISTIC CHECK	CAT.	TYPE/METHOD OF CHECK	EXTENT OF CHECK	REFERENCE DOCUMENT	ACCEPTANCE NORM	FORMAT OF RECORD	BIDDER / VENDOR		AGENCY																									
								SECTION	VOLUME III			P	V																						
2	3	4	5	6	7	8	9			10	11																								
<table border="1" style="width:100%; border-collapse: collapse;"> <thead> <tr> <th colspan="2">BIBEL</th> <th colspan="2">PARTICULARS</th> <th colspan="2">BIDDER / VENDOR</th> </tr> <tr> <th colspan="2"></th> <th colspan="2">NAME</th> <th colspan="2"></th> </tr> <tr> <th colspan="2"></th> <th colspan="2">SIGNATURE</th> <th colspan="2"></th> </tr> <tr> <th colspan="2"></th> <th colspan="2">DATE</th> <th colspan="2"></th> </tr> </thead> </table>												BIBEL		PARTICULARS		BIDDER / VENDOR				NAME						SIGNATURE						DATE			
BIBEL		PARTICULARS		BIDDER / VENDOR																															
		NAME																																	
		SIGNATURE																																	
		DATE																																	

BIDDERS / VENDORS COMPANY NAME

INSTRUCTIONS FOR FILLING QUALITY PLAN

(Form No. PEM-6042-0)

The Quality Plan shall include all the Quality Control Measures and Checks adopted by the Vendor to ensure that the material/component/assembly/services supplied by him meet/will meet the requirements as per specifications and good practices. They shall include all stages of operation such as materials, processes, manufacture, assembly, packing and despatch. The following guide lines may be noted:

- Column 1- Serial Number
- Column 2- Component/Operation- The component and/or operation being checked shall be given here.
- Column 3- Characteristics check- The characteristics being checked shall be given here. e.g., chemical composition, mechanical properties, leak tightness, surface defects etc..
- Column 4- Category - 'CR' stands for critical characteristic - affecting safety of equipment and personnel
'MA' stands for major Characteristic - affecting safety of equipment and personnel
'MI' stands for minor characteristic - affecting appearance etc.
- Column 5- Type/Method of check e.g. chemical analysis tensile testing, hydraulic test, visual examination radiography etc.
- Column 6- Extent of check, such as, 100, 10, 1 per heat etc.
- Column 7- Reference Documents - Documents, such as technical specification, drawings, standard specifications (IS, BS ETC.) procedure, etc. according to which check is done.
- Column 8- Acceptance Norms - Standards etc. according to which acceptability or otherwise of the characteristics being checked is decided.
- Column 9- Format of Record - Formats, log sheets, reports, etc. in which the observations are recorded. Standard log sheets, reports, formats etc. of the Vendors shall be numbered and such reference numbers shall be included here.
- Column 10- Agency - The agency which performs the test/instruction shall be written in sub-column 'W'
The agency which verifies test certificates/inspection records and carries out audit check of the components/operation shall be written in sub-column 'V'
The agencies are codified '1' stands for (BHEL)
as 1,2 & 3 '1' * means the operation shall be cleared by BHEL before the start of the next operation.
'2' Stands for Vendor
'3' stands for sub-Vendor of the Vendor and so on.

Example :

- Entry '3' in column 'P' means test/inspection to be performed by sub-Vendor's QC
- Entry '2' in column 'W' means test/inspection to be witnessed by Vendor's QC
- Entry '1' in column 'V' means verification shall be done by BHEL and next stage to be started only after the hold point is cleared by BHEL
- Column 11- Remarks - Any special remarks shall be given here.

NOTES :

1. In absence of correlation with the test certificate(s) (e.g. material identification) samples shall be drawn by BHEL and all tests as per relevant specifications shall be carried out in their presence or in recognized Government Laboratory.
2. When materials and components are initially identified and stamped by BHEL QS engineer, the identification marks shall be preserved till despatch. Wherever this is not possible, the identification mark shall be transferred to the components in the presence of BHEL QS Engineer unless otherwise agreed.
3. For castings and forgings integral test specimens shall be provided. When this is not possible for casting, they shall be poured in the presence of BHEL QS Engineer unless otherwise, if witnessing of test by BHEL is called for.
4. When welders qualified by reputed inspection agencies or statutory bodies are not available, qualification tests shall be conducted in the presence of BHEL QS Engineer.
5. This Quality Plan is liable to be modified as per the requirements of approved drawings and changes in technical specifications/drawings. If there are contradictions in respect of column 7 & 8 between this Quality Plan and the approved drawings specifications, the latter shall prevail.
6. Wherever inspection by BHEL's Purchaser/Third Party/Statutory authorities are mandatory, this shall be complied with.
7. Inspection reports, log sheets, test reports, certificate, etc. shall be furnished to BHEL at the appropriate stage or at the time of final inspection, as required.
8. This Quality Plan is also applicable to spares, if any, under scope of supply of Vendor.
9. The quality plan shall be submitted in septuplicate (7 Copies).



**VENDOR's
DRAWINGS/DOCUMENTS SCHEDULE**
(Information in this form is to be furnished
only after receipt of LOI/IPO)

SPECIFICATION NO

VOLUME **III**

SECTION **PART-A**

REV NO. **0**

SHEET **1 OF 1**

TITLE OF SPECIFICATION

S. NO.	Vendor's Drawing/Document No. (VDN)	PEM's Drawing/Document No. (PDN)	First Submission Date
	TITLE		Final Approval Date
	VDN	PDN	
	TITLE		
	VDN	PDN	
	TITLE		
	VDN	PDN	
	TITLE		
	VDN	PDN	
	TITLE		
	VDN	PDN	
	TITLE		
	VDN	PDN	
	TITLE		
	VDN	PDN	
	TITLE		

PARTICULARS OF VENDOR's/AUTHORISED REPRESENTATIVE

NAME	SIGNATURE	DATE	COMPANY SEAL



**VENDOR'S
DRAWINGS/DOCUMENTS SCHEDULE**
(Information in this form is to be furnished
only after receipt of LOI/IPO)

SPECIFICATION NO

VOLUME **III**

SECTION **PART-A**

REV NO. **0**

SHEET **1 OF 1**

INSPECTION REQUEST
(From Vendor to BHEL Inspection Agency)

1. PROJECT TITLE

2. NAME OF VENDOR

3. BHEL'S LOI/PO NO

DATE

4. SYSTEM/ITEM DESCRIPTION

5. ITEM BEING OFFERED FOR INSPECTION WITH SL. NO. AS PER LOI/PO/BILLING SCHEDULE

6. DESCRIPTION AND SL. NO. OF INSPECTION AS PER QUALITY PLAN

7. QUANTITY OFFERED FOR INSPECTION

8. PLACE OF INSPECTION (FULL ADDRESS AND NAME OF SUB-VENDOR, IF ANY)

PLACE

ADDRESS

.....

9. CONTACT PERSON (FOR SL. NO. 8 ABOVE)-

NAME DESIGNATION

TELEPHONE FAX TELEGRAM TELEX

10. THE FOLLOWING DOCUMENTS ARE APPROVED BY BHEL AND AVAILABLE AT PLACE OF INSPECTION :

(A). QUALITY PLAN (B) DRAWINGS (C) DATA SHEETS, CHARACTERISTIC CURVES ETC.

(D). PLANT STANDARDS

11. REQUIRED DATE OF INSPECTION : LIKELY DURATION(No.of working days).....

WEEKLY OFF DAY WORKING HOURS

(At least 15 days prior notice shall be given by the Vendor to Inspection Agency)


We hereby certify that the above items are complete in all respects and have been fully inspected/tested by us and are found to be as per technical specification/approved drawings/data sheets/characteristic curves and are acceptable to our QC department. The detailed inspection and test reports of our QC department are enclosed.

VENDOR'S PARTICULARS


Name	Designation	Signature	Place	Date	Seal

FORM No. PEN - (083)-0

* Unpriced schedule shall also be furnished along with Part-A Schedule in Technical Bid.

		TITLE * SCHEDULE OF PRICES FOR COMMISSIONING AND MANDATORY SPARES				SPECIFICATION NUMBER VOLUME: III SHEET ... OF ...			
Type	Manufacturer's Drawing No. / Part of spare	Description	Material	Quantity per Unit / Equipment	Quantity Required	If set. Nos Per set	Delivery period (Weeks)	Unit Price (Rs.)	Total Price (Rs.)
Erection and Commissioning									
Mandatory Spares									
Additional Spares Mandatory Erection / Commissioning									
PARTICULARS OF BIDDER / AUTHORISED REPRESENTATIVE									

FORM No. PEM - 6055-0

	TITLE SCHEDULE OF PRICE FOR ERECTION AND MAINTENANCE TOOLS & TACKLES	SPECIFICATION NUMBER VOLUME III SHEET ... OF ...
---	---	---


The bidder shall be give below the list of erection and maintenance tools and tackles as offered by him. This shall also include the customer's list of maintenance tools, if specified in Section - C / Section - D.

S. No	Description of Tools & Tackles	Quantity offered	Unit Price (Rs.)	Total Price (Rs.)

NOTE : The hire charges for vendor's equipment called for in this schedule shall include the cost of consumables, operation services, depreciation, wear and tear as well as vendor's over head and profit. (These rates will be payable by customer to the vendor, only if the customer's requires the use of this equipment for carrying out his own work out side the scope of this contract.)

PARTICULARS OF BIDDER / AUTHORISED REPRESENTATIVE				
NAME	DESIGNATION	SIGNATURE	DATE	COMPANY SEAL

FORM No. PEAT - 6056-0

	TITLE SCHEDULE OF BIDDER'S MAN POWER FOR SUPERVISION OF E & C AND THEIR CHARGES	SPECIFICATION NUMBER VOLUME III SHEET OF
---	---	--

The bidder shall indicate below, designation-wise, the personnel required for supervision of erection and commissioning and their charges.

SUPERVISION OF ERECTION

S. No.	Designation	Normal rate per day of 8 hours	Overtime rate per hour

SUPERVISION OF COMMISSIONING

Sl. No.	Designation	Normal rate per day of 8 hours	Overtime rate per hour

PARTICULARS OF BIDDER / AUTHORISED REPRESENTATIVE			